

INDEPENDENT AUDITOR'S REPORT

To The Members of Blue Ocean Projects Private Limited Report on the Audit of the Financial Statements

Opinion

We have audited the accompanying financial statements of **Blue Ocean Projects Private Limited** ("the Company"), which comprise the Balance Sheet as at March 31, 2024, and the Statement of Profit and Loss (including Other Comprehensive Income), the Statement of Cash Flows and the Statement of Changes in Equity for the year ended on that date, and notes to the financial statements, including a summary of material accounting policies and other explanatory information.

In our opinion and to the best of our information and according to the explanations given to us, the aforesaid financial statements give the information required by the Companies Act, 2013 ("the Act") in the manner so required and give a true and fair view in conformity with the Indian Accounting Standards prescribed under section 133 of the Act, ("Ind AS") and other accounting principles generally accepted in India, of the state of affairs of the Company as at March 31, 2024, and its profit, total comprehensive income, its cash flows and the changes in equity for the year ended on that date.

Basis for Opinion

We conducted our audit of the financial statements in accordance with the Standards on Auditing ("SAs") specified under section 143(10) of the Act. Our responsibilities under those Standards are further described in the *Auditor's Responsibility for the Audit of the Financial Statements* section of our report. We are independent of the Company in accordance with the Code of Ethics issued by the Institute of Chartered Accountants of India ("ICAI") together with the ethical requirements that are relevant to our audit of the financial statements under the provisions of the Act and the Rules made thereunder, and we have fulfilled our other ethical responsibilities in accordance with these requirements and the ICAI's Code of Ethics. We believe that the audit evidence obtained by us is sufficient and appropriate to provide a basis for our audit opinion on the financial statements.

Information Other than the Financial Statements and Auditor's Report Thereon

- The Company's Board of Directors is responsible for the other information. The other information comprises the information included in the Board's report including Annexures to Board's Report, but does not include the financial statements and our auditor's report thereon.
- Our opinion on the financial statements does not cover the other information and we do not express any form of assurance conclusion thereon.
- In connection with our audit of the financial statements, our responsibility is to read the other information and, in doing so, consider whether the other information is materially inconsistent with the financial statements or our knowledge obtained during the course of our audit or otherwise appears to be materially misstated.



- If, based on the work we have performed, we conclude that there is a material misstatement of this other information, we are required to report that fact. We have nothing to report in this regard.

Responsibilities of Management and Those Charged with Governance for the Financial Statements

The Company's Board of Directors is responsible for the matters stated in section 134(5) of the Act with respect to the preparation of these financial statements that give a true and fair view of the financial position, financial performance including other comprehensive income, cash flows and changes in equity of the Company in accordance with the accounting principles generally accepted in India, including Ind AS specified under section 133 of the Act. This responsibility also includes maintenance of adequate accounting records in accordance with the provisions of the Act for safeguarding the assets of the Company and for preventing and detecting frauds and other irregularities; selection and application of appropriate accounting policies; making judgments and estimates that are reasonable and prudent; and design, implementation and maintenance of adequate internal financial controls, that were operating effectively for ensuring the accuracy and completeness of the accounting records, relevant to the preparation and presentation of the financial statements that give a true and fair view and are free from material misstatement, whether due to fraud or error.

In preparing the financial statements, management and Board of Directors is responsible for assessing the Company's ability to continue as a going concern, disclosing, as applicable, matters related to going concern and using the going concern basis of accounting unless the Board of Directors either intend to liquidate the Company or to cease operations, or has no realistic alternative but to do so.

The Company's Board of Directors are also responsible for overseeing the Company's financial reporting process.

Auditor's Responsibility for the Audit of the Financial Statements

Our objectives are to obtain reasonable assurance about whether the financial statements as a whole are free from material misstatement, whether due to fraud or error, and to issue an auditor's report that includes our opinion. Reasonable assurance is a high level of assurance, but is not a guarantee that an audit conducted in accordance with SAs will always detect a material misstatement when it exists. Misstatements can arise from fraud or error and are considered material if, individually or in the aggregate, they could reasonably be expected to influence the economic decisions of users taken on the basis of these financial statements.

As part of an audit in accordance with SAs, we exercise professional judgment and maintain professional skepticism throughout the audit. We also:

- Identify and assess the risks of material misstatement of the financial statements, whether due to fraud or error, design and perform audit procedures responsive to those risks, and obtain audit evidence that is sufficient and appropriate to provide a basis for our opinion. The risk of not detecting a material misstatement resulting from fraud is higher than for one resulting from error, as fraud may involve collusion, forgery, intentional omissions, misrepresentations, or the override of internal control.
- Obtain an understanding of internal financial controls relevant to the audit in order to design audit procedures that are appropriate in the circumstances. Under section



143(3)(i) of the Act, we are also responsible for expressing our opinion on whether the Company has adequate internal financial controls with reference to financial statements in place and the operating effectiveness of such controls.

- Evaluate the appropriateness of accounting policies used and the reasonableness of accounting estimates and related disclosures made by the management.
- Conclude on the appropriateness of management's use of the going concern basis of accounting and, based on the audit evidence obtained, whether a material uncertainty exists related to events or conditions that may cast significant doubt on the Company's ability to continue as a going concern. If we conclude that a material uncertainty exists, we are required to draw attention in our auditor's report to the related disclosures in the financial statements or, if such disclosures are inadequate, to modify our opinion. Our conclusions are based on the audit evidence obtained up to the date of our auditor's report. However, future events or conditions may cause the Company to cease to continue as a going concern.
- Evaluate the overall presentation, structure and content of the financial statements, including the disclosures, and whether the financial statements represent the underlying transactions and events in a manner that achieves fair presentation.

Materiality is the magnitude of misstatements in the financial statements that, individually or in aggregate, makes it probable that the economic decisions of a reasonably knowledgeable user of the financial statements may be influenced. We consider quantitative materiality and qualitative factors in (i) planning the scope of our audit work and in evaluating the results of our work; and (ii) to evaluate the effect of any identified misstatements in the financial statements.

We communicate with those charged with governance regarding, among other matters, the planned scope and timing of the audit and significant audit findings, including any significant deficiencies in internal financial controls that we identify during our audit.

We also provide those charged with governance with a statement that we have complied with relevant ethical requirements regarding independence, and to communicate with them all relationships and other matters that may reasonably be thought to bear on our independence, and where applicable, related safeguards.

Other Matters

The financial statements of the Company for the year ended March 31, 2023, were audited by another auditor who expressed an unmodified opinion on those statements on May 06, 2023.

Our opinion on the financial statements is not modified in respect of this matter.

Report on Other Legal and Regulatory Requirements

1. As required by Section 143(3) of the Act, based on our audit we report that:
 - a) We have sought and obtained all the information and explanations which to the best of our knowledge and belief were necessary for the purposes of our audit.



- b) In our opinion, proper books of account as required by law have been kept by the Company so far as it appears from our examination of those books.
- c) The Balance Sheet, the Statement of Profit and Loss including Other Comprehensive Income, the Statement of Cash Flows and Statement of Changes in Equity dealt with by this Report are in agreement with the books of account.
- d) In our opinion, the aforesaid financial statements comply with the Ind AS specified under Section 133 of the Act.
- e) On the basis of the written representations received from the directors as on March 31, 2024 taken on record by the Board of Directors, none of the directors is disqualified as on March 31, 2024 from being appointed as a director in terms of Section 164(2) of the Act.
- f) With respect to the adequacy of the internal financial controls with reference to financial statements of the Company and the operating effectiveness of such controls, refer to our separate Report in "Annexure A". Our report expresses an unmodified opinion on the adequacy and operating effectiveness of the Company's internal financial controls with reference to financial statements.
- g) With respect to the other matters to be included in the Auditor's Report in accordance with the requirements of section 197(16) of the Act, as amended. In our opinion and to the best of our information and according to the explanations given to us, no remuneration has been paid by the Company to any of its directors. Accordingly, the provisions of section 197 of the Act relating to remuneration to the directors are not applicable.
- h) With respect to the other matters to be included in the Auditor's Report in accordance with Rule 11 of the Companies (Audit and Auditors) Rules, 2014, as amended in our opinion and to the best of our information and according to the explanations given to us:
 - i. The Company does not have any pending litigations which would impact its financial position (Refer note 20(a) to the financial statements).
 - ii. The Company did not have any long-term contracts including derivative contracts for which there were any material foreseeable losses (Refer note 20(b)(2) to the financial statements);
 - iii. There has been no amounts which were required to be transferred, to the Investor Education and Protection Fund by the Company (Refer note 20(c) to the financial statements);
 - iv. (a) The Management has represented that, to the best of its knowledge and belief, no funds have been advanced or loaned or invested (either from borrowed funds or share premium or any other sources or kind of funds) by the Company to or in any other person(s) or entity(ies), including foreign entities ("Intermediaries"), with the understanding, whether recorded in writing or otherwise, that the Intermediary shall, directly or indirectly lend or invest in other persons or entities identified in any manner whatsoever by or on behalf of the Company ("Ultimate Beneficiaries") or provide any guarantee, security or the like on behalf of the Ultimate Beneficiaries. (Refer note 27(d) to the financial statements).



(b) The Management has represented, that, to the best of its knowledge and belief, no funds have been received by the Company from any person(s) or entity(ies), including foreign entities ("Funding Parties"), with the understanding, whether recorded in writing or otherwise, that the Company shall, directly or indirectly, lend or invest in other persons or entities identified in any manner whatsoever by or on behalf of the Funding Party ("Ultimate Beneficiaries") or provide any guarantee, security or the like on behalf of the Ultimate Beneficiaries. (Refer note 27(e) to the financial statements)

(c) Based on the audit procedures performed that have been considered reasonable and appropriate in the circumstances, nothing has come to our notice that has caused us to believe that the representations under sub-clause (i) and (ii) of Rule 11(e), as provided under (a) and (b) above, contain any material misstatement.

v. The Company has not declared or paid any dividend during the year and has not proposed final dividend for the year.


vi. Based on our examination, which included test checks, the Company has used an accounting software(s) for maintaining its books of account for the financial year ended March 31, 2024 which has a feature of recording audit trail (edit log) facility and the same has operated throughout the year for all relevant transactions recorded in the software(s). Further, during the course of our audit we did not come across any instance of the audit trail feature being tampered with. (Refer note 27(c) to the financial statements)

As proviso to Rule 3(1) of the Companies (Accounts) Rules, 2014 is applicable from April 1, 2023, reporting under Rule 11 (g) of the Companies (Audit and Auditors) Rules, 2014 on preservation of audit trail as per the statutory requirements for record retention is not applicable for the financial year ended March 31, 2024.

2. As required by the Companies (Auditor's Report) Order, 2020 ("the Order") issued by the Central Government in terms of Section 143(11) of the Act, we give in "Annexure B" a statement on the matters specified in paragraphs 3 and 4 of the Order.

For **DELOITTE HASKINS & SELLS LLP**

Chartered Accountants
(Firm's Registration No. 117366W/W-100018)



JITENDRA AGARWAL
(Partner)

(Membership No. 87104)
(UDIN: 24087104BKCUEB5884)

Place: Noida
Date: May 11, 2024



ANNEXURE "A" TO THE INDEPENDENT AUDITOR'S REPORT

(Referred to in paragraph 1 (f) under 'Report on Other Legal and Regulatory Requirements' section of our report of even date)

Report on the Internal Financial Controls with reference to financial statements under Clause (i) of Sub-section 3 of Section 143 of the Companies Act, 2013 ("the Act")

We have audited the internal financial controls with reference to financial statements of **Blue Ocean Projects Private Limited** ("the Company") as at March 31, 2024 in conjunction with our audit of the financial statements of the Company for the year ended on that date.

Management's Responsibility for Internal Financial Controls

The Company's management is responsible for establishing and maintaining internal financial controls with reference to financial statements based on "the internal control with reference to financial statements criteria established by the Company considering the essential components of internal control stated in the Guidance Note on Audit of Internal Financial Controls Over Financial Reporting issued by the Institute of Chartered Accountants of India". These responsibilities include the design, implementation and maintenance of adequate internal financial controls that were operating effectively for ensuring the orderly and efficient conduct of its business, including adherence to the company's policies, the safeguarding of its assets, the prevention and detection of frauds and errors, the accuracy and completeness of the accounting records, and the timely preparation of reliable financial information, as required under the Companies Act, 2013.

Auditor's Responsibility

Our responsibility is to express an opinion on the Company's internal financial controls with reference to financial statements of the Company based on our audit. We conducted our audit in accordance with the Guidance Note on Audit of Internal Financial Controls Over Financial Reporting (the "Guidance Note") issued by the Institute of Chartered Accountants of India and the Standards on Auditing prescribed under Section 143(10) of the Companies Act, 2013, to the extent applicable to an audit of internal financial controls with reference to financial statements. Those Standards and the Guidance Note require that we comply with ethical requirements and plan and perform the audit to obtain reasonable assurance about whether adequate internal financial controls with reference to financial statements was established and maintained and if such controls operated effectively in all material respects.

Our audit involves performing procedures to obtain audit evidence about the adequacy of the internal financial controls with reference to financial statements and their operating effectiveness. Our audit of internal financial controls with reference to financial statements included obtaining an understanding of internal financial controls with reference to financial statements, assessing the risk that a material weakness exists, and testing and evaluating the design and operating effectiveness of internal control based on the assessed risk. The procedures selected depend on the auditor's judgement, including the assessment of the risks of material misstatement of the financial statements, whether due to fraud or error.

We believe that the audit evidence we have obtained is sufficient and appropriate to provide a basis for our audit opinion on the Company's internal financial controls with reference to financial statements.



Meaning of Internal Financial Controls with reference to financial statements

A company's internal financial control with reference to financial statements is a process designed to provide reasonable assurance regarding the reliability of financial reporting and the preparation of financial statements for external purposes in accordance with generally accepted accounting principles. A company's internal financial control with reference to financial statements includes those policies and procedures that (1) pertain to the maintenance of records that, in reasonable detail, accurately and fairly reflect the transactions and dispositions of the assets of the company; (2) provide reasonable assurance that transactions are recorded as necessary to permit preparation of financial statements in accordance with generally accepted accounting principles, and that receipts and expenditures of the company are being made only in accordance with authorisations of management and directors of the company; and (3) provide reasonable assurance regarding prevention or timely detection of unauthorised acquisition, use, or disposition of the company's assets that could have a material effect on the financial statements.

Inherent Limitations of Internal Financial Controls with reference to financial statements

Because of the inherent limitations of internal financial controls with reference to financial statements, including the possibility of collusion or improper management override of controls, material misstatements due to error or fraud may occur and not be detected. Also, projections of any evaluation of the internal financial controls with reference to financial statements to future periods are subject to the risk that the internal financial control with reference to financial statements may become inadequate because of changes in conditions, or that the degree of compliance with the policies or procedures may deteriorate.

Opinion

In our opinion, to the best of our information and according to the explanations given to us, the Company has, in all material respects, an adequate internal financial controls with reference to financial statements and such internal financial controls with reference to financial statements were operating effectively as at March 31, 2024, based on "the criteria for internal financial control with reference to financial statements established by the Company considering the essential components of internal control stated in the Guidance Note on Audit of Internal Financial Controls Over Financial Reporting issued by the Institute of Chartered Accountants of India".

For **DELOITTE HASKINS & SELLS LLP**
Chartered Accountants
(Firm's Registration No. 117366W/W-100018)



Place: Noida
Date: May 11, 2024

JITENDRA AGARWAL
(Partner)
(Membership No. 87104)
(UDIN: 24087104BKCUEB5884)

ANNEXURE B TO THE INDEPENDENT AUDITORS' REPORT

(Referred to in paragraph 2 under 'Report on Other Legal and Regulatory Requirements' section of our report of even date)

In terms of the information and explanations sought by us and given by the Company and the books of account and records examined by us in the normal course of audit and to the best of our knowledge and belief, we state that:

- (i) (a) In respect of the Company's investment property:
- A. The Company has maintained proper records showing full particulars, including quantitative details and situation of investment property.
 - B. As the Company does not hold any intangible assets, reporting under clause 3(i) of the Order is not applicable.
- (b) The Company has a program of physical verification of investment property so to cover all items once in every two years which, in our opinion, is reasonable having regard to the size of the Company and nature of its assets. Pursuant to the program, no such assets were due for physical verification during the year. Since no physical verification of investment property was due during the year and the question of reporting on material discrepancies noted on verification does not arise.
- (c) Based on the examination of the registered sales deed / transfer deed / conveyance deed provided to us, we report that title deeds of all the immovable properties disclosed in the financial statements included in investment property(taken on lease), are held in the name of the Company as at balance sheet date.
- (d) The Company has not revalued its investment property during the year. The Company does not have any intangible assets.
- (e) According to the information and explanations given to us, no proceedings have been initiated during the year or are pending against the Company as at March 31, 2024 for holding any benami property under the Benami Transactions (Prohibition) Act, 1988 (as amended in 2016) and rules made thereunder.
- (ii) (a) The Company does not have any inventory and hence reporting under clause (ii) (a) of the Order is not applicable.
- (b) According to the information and explanations given to us, at any point of time of the year, the Company has not been sanctioned any working capital facility from banks or financial institutions and hence reporting under clause (ii) (b) of the Order is not applicable.
- (iii) The Company has not made any investments in, provided any guarantee or security, and granted any loans or advances in the nature of loans, secured or unsecured, to companies, firms, Limited Liability Partnership or any other parties during the year, and hence reporting under clause (iii) of the Order is not applicable.
- (iv) The Company has not granted any loans, made investments or provided guarantees or securities and hence reporting under clause (iv) of the Order is not applicable.



- (v) The Company has not accepted any deposit or amount which are deemed to be deposits during the year. Hence, reporting under clause (v) of the Order is not applicable.
- (vi) Having regard to the nature of the Company's business / activities, reporting under clause (vi) of the Order relating to maintenance of cost records is not applicable.
- (vii) According to the information and explanations given to us in respect of statutory dues:
 - (a) Undisputed statutory dues, including Goods and Services Tax, Income-tax, cess, and other material statutory dues applicable to the Company have been generally regularly deposited by it with the appropriate authorities. We have been informed that the provisions of Provident Fund, Employees' State Insurance, duty of Custom, Service Tax, Sales tax, duty of Excise and Value Added Tax are not applicable to the Company.

There were no undisputed amounts payable in respect of Goods and Service Tax, Income-tax, cess and other material statutory dues in arrears as at March 31, 2024 for a period of more than six months from the date they became payable.

- (b) There are no statutory dues referred to in sub-clause (a) above which have not been deposited on account of disputes as on March 31, 2024.
- (viii) There were no transactions relating to previously unrecorded income that were surrendered or disclosed as income in the tax assessments under the Income Tax Act, 1961 (43 of 1961) during the year.
- (ix)
 - (a) In our opinion and according to the information and explanations given to us, the Company has not defaulted in the repayment of loans or borrowings or in the payment of interest thereon to any lender during the year.
 - (b) The Company has not been declared wilful defaulter by any bank or financial institution or government or any government authority.
 - (c) The Company has not taken any term loan during the year and there are no unutilised terms loans at the beginning of the year and hence, reporting under clause (ix) (c) of the Order is not applicable.
 - (d) In our opinion and according to the information and explanation given to us and on overall examination of the financial statements of the Company, we report that no funds have been raised on short-term basis and hence, reporting under clause (ix) (d) of the Order is not applicable.
 - (e) The Company did not have any subsidiary or associate or joint venture during the year and hence, reporting under clause (ix)(e) and (f) of the Order are not applicable.
- (x)
 - (a) The Company has not raised moneys by way of initial public offer or further public offer (including debt instruments) during the year and hence reporting under clause (x)(a) of the Order is not applicable.
 - (b) During the year the Company has not made any preferential allotment or private placement of shares or convertible debentures (fully or partly or optionally) and hence reporting under clause (x)(b) of the Order is not applicable.



- (xi) (a) To the best of our knowledge, no fraud by the Company and no material fraud on the Company has been noticed or reported during the year.
- (b) To the best of our knowledge, no report under sub-section (12) of section 143 of the Companies Act has been filed in Form ADT-4 as prescribed under rule 13 of Companies (Audit and Auditors) Rules, 2014 with the Central Government, during the year and upto the date of this report.
- (c) As represented to us by the Management, there were no whistle blower complaints received by the Company during the year.
- (xii) The Company is not a Nidhi Company and hence reporting under clause 3(xii) of the Order is not applicable.
- (xiii) In our opinion and according to the information and explanations given to us, the Company is in compliance with Section 177 and 188 of the Companies Act, 2013, where applicable, for all transactions with the related parties and the details of related party transactions have been disclosed in the financial statements etc. as required by the applicable accounting standards.
- (xiv) In our opinion and based on our examination the Company does not have an internal audit system and is not required to have an internal audit system as per the provisions of the Companies Act 2013.
- (xv) In our opinion and according to the information and explanations given to us, during the year the Company has not entered into any non-cash transactions with its directors or persons connected with him and hence provisions of section 192 of the Companies Act, 2013 are not applicable to the Company.
- (xvi) (a) The Company is not required to be registered under section 45-IA of the Reserve Bank of India Act, 1934. Hence, reporting under clause (xvi)(a), (b) and (c) of the Order is not applicable.
- (d) The Group does not have any CIC as part of the group and accordingly reporting under clause (xvi)(d) of the Order is not applicable.
- (xvii) The Company has not incurred any cash losses in the financial year covered by our audit but had incurred cash losses amounting to Rs. 0.59 lakh in the immediately preceding financial year.
- (xviii) There has been no resignation of the statutory auditors of the Company during the year.
- (xix) On the basis of the financial ratios, ageing and expected dates of realization of financial assets and payment of financial liabilities, other information accompanying the financial statements and our knowledge of the Board of Directors and Management plans and based on our examination of the evidence supporting the assumptions, nothing has come to our attention, which causes us to believe that any material uncertainty exists as on the date of the audit report indicating that Company is not capable of meeting its liabilities existing at the date of balance sheet as and when they fall due within a period of one year from the balance sheet date. We, however, state that this is not an assurance as to the future viability of the Company. We further state that our reporting is based on the facts up to the date of the audit report and we neither give any guarantee nor any assurance that all liabilities falling due within a period of one year from the balance sheet date, will get discharged by the Company as and when they fall due.



**Deloitte
Haskins & Sells LLP**

- (xx) The Company was not having net worth of rupees five hundred crore or more, or turnover of rupees one thousand crore or more or a net profit of rupees five crore or more during the immediately preceding financial year and hence, provisions of Section 135 of the Act are not applicable to the Company during the year. Accordingly, reporting under clause 3(xx) of the Order is not applicable for the year.

For **DELOITTE HASKINS & SELLS LLP**

Chartered Accountants

(Firm's Registration No. 117366W/W-100018)

Place: Noida
Date: May 11, 2024



A handwritten signature in black ink that reads "Jitendra Agarwal".

JITENDRA AGARWAL

(Partner)

(Membership No. 87104)

(UDIN: 24087104BKCUEB5884)

BLUE OCEAN PROJECTS PRIVATE LIMITED
CIN-U70109DL2011PTC224580
BALANCE SHEET AS AT MARCH 31, 2024


(Rupees in lakhs)


Particulars	Notes	As at March 31, 2024	As at March 31, 2023
I. ASSETS			
(1) Non-current assets			
(a) Capital work-in-progress	2(a)	-	6,152.31
(b) Investment Property	2(b)	12,864.97	-
(c) Right of use assets	2(c)	-	995.58
(d) Financial assets			
(i) Other financial assets	3	32.91	0.25
(e) Non-current tax assets (net)	4	66.25	0.39
(f) Other non current assets	5	1,571.62	1,164.13
Total non-current assets		14,535.75	8,312.67
(2) Current assets			
(a) Financial assets			
(i) Cash and cash equivalents	6	45.26	7.41
(b) Other current assets	7	316.15	1,029.23
Total current assets		361.41	1,036.63
Total Assets		14,897.16	9,349.30
II. EQUITY AND LIABILITIES			
(1) Equity			
(a) Equity share capital	8(a)	5.66	4.41
(b) Other equity	8(b)	12,567.06	9,001.69
Total equity		12,572.72	9,006.10
(2) Non-current liabilities			
(a) Financial liabilities			
(i) Borrowings	9	2,019.91	-
(b) Deferred tax liabilities (net)	10	18.30	-
Total non-current liabilities		2,038.21	-
(3) Current liabilities			
(a) Financial liabilities:			
(i) Trade payables	11	-	-
- total outstanding dues of micro enterprises and small enterprises		-	-
- total outstanding dues of creditors other than micro enterprises and small enterprises		100.39	5.00
(ii) Other financial liabilities	12	171.51	317.21
(b) Other current liabilities	13	14.33	20.99
Total current liabilities		286.23	343.20
Total equity and liabilities		14,897.16	9,349.30

See accompanying notes to the financial statements 1-29

In terms of our report attached.

For **DELOITTE HASKINS & SELLS LLP**
Chartered Accountants
Firm's Registration No. 117366W/W-100018


JITENDRA AGARWAL
Partner
Membership No. 87104



Place: Noida
Date: May 11, 2024

For and on behalf of the Board of Directors of
BLUE OCEAN PROJECTS PRIVATE LIMITED


SANJAY GUPTA
Director
(DIN-00233188)


VINAY GUPTA
Director
(DIN-00005149)

Place: Noida
Date: May 11, 2024



BLUE OCEAN PROJECTS PRIVATE LIMITED
CIN-U70109DL2011PTC224580
STATEMENT OF PROFIT AND LOSS FOR THE YEAR ENDED MARCH 31, 2024

Particulars	Notes	(Rupees in lakhs)	
		Year ended March 31, 2024	Year ended March 31, 2023
I Revenue from operations	14	659.35	-
II Other income	15	0.01	-
III Total income (I +II)		659.36	-
IV Expenses			
(a) Employee benefits expense	16	36.74	-
(b) Finance costs	17	66.05	0.09
(c) Depreciation expense	2(a)	306.62	12.03
(d) Other expenses	18	188.74	0.50
Total expenses		598.15	12.62
V Profit/(Loss) before tax (III - IV)		61.21	(12.62)
VI Tax expense:			
(a) Current tax		-	-
(b) Deferred tax charge (net)	10	18.30	-
Total tax expense		18.30	-
VII Profit/(Loss) for the year (V-VI)		42.91	(12.62)
VIII Other comprehensive income		-	-
IX Total comprehensive income for the year (VII+VIII)		42.91	(12.62)
X Earnings per equity share of Rupees 10 each			
(a) Basic (in rupees)	19	80.95	(41.35)
(b) Diluted (in rupees)	19	80.95	(41.35)

See accompanying notes to the financial statements 1-29

In terms of our report attached.

For **DELOITTE HASKINS & SELLS LLP**
Chartered Accountants
Firm's Registration No. 117366W/W-100018

Jitendra Agarwal

JITENDRA AGARWAL
Partner
Membership No. 87104



For and on behalf of the Board of Directors of
BLUE OCEAN PROJECTS PRIVATE LIMITED

Sanjay Gupta
SANJAY GUPTA
Director
(DIN-00233188)

Vinay Gupta
VINAY GUPTA
Director
(DIN-00005149)

Place: Noida
Date: May 11, 2024

Place: Noida
Date: May 11, 2024



BLUE OCEAN PROJECTS PRIVATE LIMITED
CIN-U70109DL2011PTC224580

STATEMENT OF CHANGES IN EQUITY FOR THE YEAR ENDED MARCH 31, 2024

a) Equity share capital

Particulars	(Rupees in lakhs)
	Amount
Balance as at April 1, 2022	2.35
Changes during the year ended March, 2023	2.06
Balance as at March 31, 2023	4.41
Changes during the year ended March, 2024	1.25
Balance as at March 31, 2024	5.66

b) Other equity

(Rupees in lakhs)


Particulars	Reserves and surplus		Total
	Securities premium	Retained earnings	
Balance as at April 1, 2022	3,388.91	(94.76)	3,294.15
(Loss) for the year ended March 31, 2023	-	(12.62)	(12.62)
Issue of Share Capital during the year ended March 31, 2023	5,720.16	-	5,720.16
Total comprehensive income for the year	5,720.16	(12.62)	5,707.54
Balance as at March 31, 2023	9,109.07	(107.38)	9,001.69
Profit for the year ended March 31, 2024	-	42.91	42.91
Issue of Share Capital during the year ended March 31, 2024	3,522.46	-	3,522.46
Total comprehensive income for the year	3,522.46	42.91	3,565.37
Balance as at March 31, 2024	12,631.53	(64.47)	12,567.06


See accompanying notes to the financial statements

1-29

In terms of our report attached.

For DELOITTE HASKINS & SELLS LLP
Chartered Accountants
Firm's Registration No. 117366W/W-100018


JITENDRA AGARWAL
Partner
Membership No. 87104



Place: Noida
Date: May 11, 2024

For and on behalf of the Board of Directors of
BLUE OCEAN PROJECTS PRIVATE LIMITED


SANJAY GUPTA
Director
(DIN-00233188)

Place: Noida
Date: May 11, 2024


VINAY GUPTA
Director
(DIN-00005149)



BLUE OCEAN PROJECTS PRIVATE LIMITED
CIN-U70109DL2011PTC224580
STATEMENT OF CASH FLOWS FOR THE YEAR ENDED MARCH 31, 2024

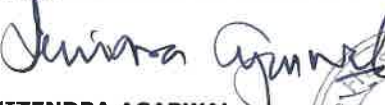
Particulars	(Rupees in lakhs)	
	Year ended March 31, 2024	Year ended March 31, 2023
A. Cash flow from operating activities		
Profit before tax	61.21	(12.62)
Adjustments for:		
Depreciation and amortisation expense	306.62	12.03
Finance costs	66.05	0.09
Operating profit before working capital changes	433.88	(0.50)
Changes in working capital:		
Adjustments for (increase) / decrease in operating assets:		
Non - Current financial assets	(32.66)	-
Other non current assets	(407.49)	-
Other current assets	713.08	(777.10)
Adjustments for increase / (decrease) in operating liabilities:		
Trade payables	95.39	4.67
Other current liabilities	(6.66)	16.34
(Decrease)/ Increase in financial liabilities (current)	(317.21)	268.62
Cash generated from operations	478.33	(487.97)
Net income tax paid	(65.86)	0.32
Net cash flow from/(used in) operating activities (A)	412.48	(487.65)
B. Cash flow from investing activities		
Capital expenditure on Investment Property (including capital advances and capital work in progress)	(5,891.43)	(5,257.17)
Net cash flow from/ (used in) investing activities (B)	(5,891.43)	(5,257.17)
C. Cash flow from financing activities		
Proceeds of non-current borrowings	2,920.91	-
Repayment of non-current borrowings	(901.00)	-
Proceeds from issue of equity share capital	3,523.70	5,722.22
Finance costs paid	(26.81)	(0.09)
Net cash flow from/(used in) financing activities (C)	5,516.80	5,722.13
Net (decrease) / increase in cash and cash equivalents (A+B+C)	37.85	(22.69)
Cash and cash equivalents at the beginning of the year	7.41	30.10
Cash and cash equivalents at the end of the year (see note 6)	45.26	7.41


See accompanying notes to the financial statements

1-29

In terms of our report attached.

For DELOITTE HASKINS & SELLS LLP
Chartered Accountants
Firm's Registration No. 117366W/W-100018


JITENDRA AGARWAL
Partner
Membership No. 87104



Place: Noida
Date: May 11, 2024

**For and on behalf of the Board of Directors of
BLUE OCEAN PROJECTS PRIVATE LIMITED**


SANJAY GUPTA
Director
(DIN-00233188)


VINAY GUPTA
Director
(DIN-00005149)

Place: Noida
Date: May 11, 2024



1(i) Company background

Blue Ocean Private Limited incorporated on September 06, 2011, having its registered office in Delhi, India. The Company is a wholly owned subsidiary of APL Apollo Tubes Limited (the Holding Company) and is engaged in the business of real estate projects and renting of properties.

The financial statements for the year ended March 31, 2024 were approved by the Board of Directors and authorized for issue on May 11, 2024.

1(ii) Material Accounting Policies

The material accounting policies applied by the Company in the preparation of its financial statements are listed below. Such accounting policies have been applied consistently to all the periods presented in these financial statements.

(a) Statement of compliance

The financial statements are prepared and presented in accordance with Indian Accounting Standards (Ind AS) notified under the Companies (Indian Accounting Standards) Rules 2015, as amended from time to time as notified under Section 133 of the Companies Act 2013, the relevant provision of the Companies Act 2013 ("the Act")

(b) Basis of Preparation

The financial statements have been prepared on accrual basis under the historical cost basis except for certain financial instruments which are measured at fair value at the end of each reporting period.

Fair value is the price that would be received to sell an asset or paid to transfer a liability in an orderly transaction between market participants at the measurement date, regardless of whether that price is directly observable or estimated using another valuation technique. In estimating the fair value of an asset or a liability, the Company takes into account the characteristics of the asset or liability if market participants would take those characteristics into account when pricing the asset or liability at the measurement date. Fair value for measurement and/or disclosure purposes in these financial statements is determined on such a basis, except for leasing transactions that are within the scope of Ind AS 116, and measurements that have some similarities to fair value but are not fair value, such as net realizable value in Ind AS 2 or value in use in Ind AS 36.

In addition, for financial reporting purposes, fair value measurements are categorised into Level 1, 2, or 3 based on the degree to which the inputs to the fair value measurements are observable and the significance of the inputs to the fair value measurement in its entirety, which are described as follows:

Level 1 inputs are quoted prices (unadjusted) in active markets for identical assets or liabilities that the entity can access at the measurement date;

Level 2 inputs are inputs, other than quoted prices included within Level 1, that are observable for the asset or liability, either directly or indirectly; and

Level 3 inputs are unobservable inputs for the asset or liability.

(c) Use of estimates and critical accounting judgements

In preparation of the financial statements, the Company makes judgements, estimates and assumptions about the carrying values of assets and liabilities that are not readily apparent from other sources. The estimates and the associated assumptions are based on historical experience and other factors that are considered to be relevant. Actual results may differ from these estimates.

The estimates and the underlying assumptions are reviewed on an ongoing basis. Revisions to accounting estimates are recognised in the period in which the estimate is revised and future periods affected.

The following are the critical judgements, apart from those involving estimations that the directors have made in the process of applying the Company's accounting policies and that have the most significant effect on the amounts recognised in the standalone financial statements.

Deferred income tax assets and liabilities & Income tax

Significant management judgment is required to determine the amount of deferred tax assets that can be recognised, based upon the likely timing and the level of future taxable profits.

The amount of total deferred tax assets could change if estimates of projected future taxable income or if tax regulations undergo a change.

Deferred tax assets are recognized to the extent that it is regarded as probable that deductible temporary differences can be realized. The Company estimates deferred tax assets and liabilities based on current tax laws and rates and in certain cases, business plans, including management's expectations regarding the manner and timing of recovery of the related assets. Changes in these estimates may affect the amount of deferred tax liabilities or the valuation of deferred tax assets and thereby the tax charge in the Statement of Profit or Loss.

Provision for tax liabilities require judgements on the interpretation of tax legislation, developments in case law and the potential outcomes of tax audits and appeals which may be subject to significant uncertainty.

Therefore, the actual results may vary from expectations resulting in adjustments to provisions, the valuation of deferred tax assets, cash tax settlements and therefore the tax charge in the Statement of Profit or Loss.

(d) Operating cycle

Based on the nature of products / activities of the Company and the normal time between acquisition of assets and their realisation in cash or cash equivalents, the Company has determined its operating cycle as 12 months for the purpose of classification of its assets and liabilities as current and non-current.



(e) Foreign currency translation

(i) Functional and presentation currency

The financial statements are presented in Indian rupee (INR), which is functional and presentation currency.

(ii) Transactions and balances

Foreign currency transactions are translated into the functional currency using the exchange rates at the dates of the transactions. Foreign exchange gains and losses resulting from the settlement of such transactions and from the translation of monetary assets and liabilities denominated in foreign currencies at year end exchange rates are generally recognised in Statement of Profit and Loss.

Foreign exchange differences regarded as an adjustment to borrowing costs are presented in the Statement of Profit and Loss, within finance costs. All other foreign exchange gains and losses are presented in the Statement of Profit and Loss on a net basis within other gains/(losses).

(f) Revenue recognition

The revenue is recognised once the entity satisfied that performance obligation & control are transferred to the customers.

(i) Rental Income

Revenue in respect of rental services is recognised on accrual basis in accordance with the terms of contracts

(ii) Interest income

Interest income is accrued on a time proportion basis, by reference to the principle outstanding and the effective interest rate applicable.

(g) Income tax

The income tax expense or credit for the period is the tax payable on the current period's taxable income based on the applicable income tax rate for each year adjusted by changes in deferred tax assets and liabilities attributable to temporary differences and to unused tax losses.

The current income tax charge is calculated on the basis of the tax laws enacted or substantively enacted at the end of the reporting period. Management periodically evaluates positions taken in tax returns with respect to situations in which applicable tax regulation is subject to interpretation. It establishes provisions where appropriate on the basis of amounts expected to be paid to the tax authorities.

Deferred income tax is provided in full, using the liability method, on temporary differences arising between the tax bases of assets and liabilities and their carrying amounts in the financial statements. Deferred income tax is determined using tax rates (and laws) that have been enacted or substantially enacted by the end of the reporting period and are expected to apply when the related deferred income tax asset is realised or the deferred income tax liability is settled.

Deferred tax assets are recognised for all deductible temporary differences and unused tax losses only if it is probable that future taxable amounts will be available to utilise those temporary differences and losses.

Deferred tax assets and liabilities are offset when there is a legally enforceable right to offset current tax assets and liabilities and when the deferred tax balances relate to the same taxation authority. Current tax assets and tax liabilities are offset where the entity has a legally enforceable right to offset and intends either to settle on a net basis, or to realise the asset and settle the liability simultaneously.

The carrying value of deferred tax assets is reviewed at the end of each reporting period and reduced to the extent that it is no longer probable that sufficient taxable profits will be available to allow all or part of the asset to be recovered.

Current and deferred tax is recognised in Statement of Profit and Loss, except to the extent that it relates to items recognised in Other Comprehensive Income. In this case, the tax is also recognised in Other Comprehensive Income.

Deferred tax assets include Minimum Alternate Tax (MAT) paid where applicable in accordance with the tax laws in India, which is likely to give future economic benefits in the form of availability of set off against future income tax liability. MAT is recognised as deferred tax assets in the Balance Sheet when the asset can be measured reliably and it is probable that the future economic benefit associated with the asset will be realised.

(h) Cash and cash equivalents and Cash Flow Statement

For the purpose of presentation in the Statement of Cash Flows, cash and cash equivalents includes cash on hand, other short-term, highly liquid investments with original maturities of three months or less that are readily convertible to known amounts of cash and which are subject to an insignificant risk of changes in value, and bank overdrafts. Bank overdrafts are shown within borrowings in current liabilities in the Balance Sheet.

Cash flows are reported using the indirect method, whereby net profit before tax is adjusted for the effects of transactions of a non-cash nature, any deferrals or accruals of past or future cash receipts or payments. The cash flows from operating, investing and financing activities of the Company are segregated based on the available information.

Short term borrowings, repayments and advances having maturity of three months or less, are shown as net in cash flow statement.



(i) Investment property and capital work-in-progress

Recognition and initial measurement

Investment property, which is property held to earn rentals and/or for capital appreciation (including property under construction for such purposes), is measured initially at cost, including transaction costs. Subsequent to initial recognition, investment property is stated at cost less accumulated depreciation and accumulated impairment losses in accordance with Ind AS 16's requirements for cost model. Depreciation is recognised so as to write-off the cost less residual value over the useful life, using the straight-line method.

Depreciation

Depreciation on investment properties is on the straight-line method over the useful lives of the assets as follows;

- (a) Buildings- 30 years
- (b) Plant and machinery- 15 years
- (c) Furniture and fixtures- 10 years
- (d) Office equipment- 2 to 5 years
- (e) Computer- 3 years
- (f) Computer software- 6 years

The residual values, useful lives and method of depreciation are reviewed at the end of each financial year and adjusted prospectively. Though the Company measures investment property using cost based measurement, the fair value of investment property is disclosed in the notes. Fair values are determined based on an annual evaluation performed by an accredited external independent valuer applying valuation model acceptable internationally.

De-recognition

Investment properties are de-recognised either when they have been disposed of or when they are permanently withdrawn from use and no future economic benefit is expected from their disposal. The difference between the net disposal proceeds and the carrying amount of the asset is recognised in the statement of profit and loss in the period of de-recognition.

Capital work-in-progress

Capital work in progress represents expenditure incurred in respect of capital projects and are carried at cost, comprising direct cost, related incidental expenses and attributable interest.

(j) Impairment of investment property

At each reporting date, the Company reviews the carrying amounts of its investment property to determine whether there is any indication that those assets have suffered an Impairment loss. If any such indication exists, the recoverable amount of the asset is estimated to determine the extent of the impairment loss (if any). Where the asset does not generate cash flows that are independent from other assets, the Company estimates the recoverable amount of the cash-generating unit to which the asset belongs. When a reasonable and consistent basis of allocation can be identified, corporate assets are also allocated to individual cash-generating units, or otherwise they are allocated to the smallest group of cash-generating units for which a reasonable and consistent allocation basis can be identified.

Recoverable amount is the higher of fair value less costs of disposal and value in use. In assessing value in use, the estimated future cash flows are discounted to their present value using a pre-tax discount rate that reflects current market assessments of the time value of money and the risks specific to the asset for which the estimates of future cash flows have not been adjusted.

If the recoverable amount of an asset (or cash-generating unit) is estimated to be less than its carrying amount, the carrying amount of the asset (or cash-generating unit) is reduced to its recoverable amount. An impairment loss is recognised immediately in profit or loss, unless the relevant asset is carried at a revalued amount, in which case the impairment loss is treated as a revaluation decrease and to the extent that the impairment loss is greater than the related revaluation surplus, the excess impairment loss is recognised in profit or loss.

Where an impairment loss subsequently reverses, the carrying amount of the asset (or cash-generating unit) is increased to the revised estimate of its recoverable amount, but so that the increased carrying amount does not exceed the carrying amount that would have been determined had no impairment loss been recognised for the asset (or cash-generating unit) in prior years. A reversal of an impairment loss is recognised immediately in profit or loss to the extent that it eliminates the impairment loss which has been recognised for the asset in prior years. Any increase in excess of this amount is treated as a revaluation increase.

(k) Earnings per share

Basic earnings per share is computed by dividing the net profit / (loss) after tax by the weighted average number of equity shares outstanding during the year. Diluted earnings per share is computed by dividing the net profit / (loss) after tax as adjusted for dividend, interest and other charges to expense or income relating to the dilutive potential equity shares, by the weighted average number of equity shares considered for deriving basic earnings per share and the weighted average number of equity shares which could have been issued on the conversion of all dilutive potential equity shares. Potential equity shares are deemed to be dilutive only if their conversion to equity shares would decrease the net profit per share from continuing ordinary operations. Potential dilutive equity shares are deemed to be converted as at the beginning of the period, unless they have been issued at a later date. Dilutive potential equity shares are determined independently for each period presented.

(l) Provisions

Provisions are recognised when the Company has a present legal or constructive obligation as a result of past events, it is probable that an outflow of resources will be required to settle the obligation and the amount can be reliably estimated. Provisions are not recognised for future operating losses.

Provisions are measured at the present value of management's best estimate of the expenditure required to settle the present obligation at the end of the reporting period.



(m) Contingent liabilities

A contingent liability is a possible obligation that arises from past events whose existence will be confirmed by the occurrence or non-occurrence of one or more uncertain future events beyond the control of the Company or a present obligation that is not recognised because it is not probable that an outflow of resources will be required to settle the obligation. A contingent liability also arises in extremely rare cases where there is a liability that cannot be recognized because it cannot be measured reliably. The Company does not recognize a contingent liability but discloses its existence in the financial statements.

Contingent liabilities, contingent assets and commitments are reviewed at each Balance Sheet date.

(n) Borrowings

Borrowings are initially recognised at fair value, net of transaction costs incurred. Borrowings are subsequently measured at amortised cost. Any difference between the proceeds (net of transaction costs) and the redemption amount is recognised in Statement of Profit and Loss over the period of the borrowings. Fees paid on the establishment of loan facilities are recognised as transaction costs of the loan to the extent that it is probable that some or all of the facility will be drawn down. In this case, the fee is deferred until the draw down occurs. To the extent there is no evidence that it is probable that some or all of the facility will be drawn down, the fee is capitalised as a prepayment for liquidity services and amortised over the period of the facility to which it relates.

Borrowings are removed from the Balance Sheet when the obligation specified in the contract is discharged, cancelled or expired. The difference between the carrying amount of a financial liability that has been extinguished or transferred to another party and the consideration paid, including any non-cash assets transferred or liabilities assumed, is recognised in Statement of Profit and Loss as other gains/(losses).

Borrowings are classified as current liabilities unless the Company has an unconditional right to defer settlement of the liability for at least 12 months after the reporting period. Where there is a breach of a material provision of a long-term loan arrangement on or before the end of the reporting period with the effect that the liability becomes payable on demand on the reporting date, the entity does not classify the liability as current, if the lender agreed, after the reporting period and before the approval of the financial statements for issue, not to demand payment as a consequence of the breach.

(o) Borrowing costs

General and specific borrowing costs that are directly attributable to the acquisition, construction or production of a qualifying asset are capitalised during the period of time that is required to complete and prepare the asset for its intended use or sale. Qualifying assets are assets that necessarily take a substantial period of time to get ready for their intended use or sale.

Investment income earned on the temporary investment of specific borrowings pending their expenditure on qualifying assets is deducted from the borrowing costs eligible for capitalisation.

Other borrowing costs are expensed in the period in which they are incurred.

(p) Financial instruments – initial recognition, subsequent measurement and impairment

A financial instrument is any contract that gives rise to a financial asset of one entity and a financial liability or equity instrument of another entity.

A. Investments and other financial assets

(i) Classification

The Company classifies its financial assets in the following measurement categories:

- those to be measured subsequently at fair value (either through other comprehensive income, or through profit or loss), and
- those measured at amortised cost.

The classification depends on the entity's business model for managing the financial assets and the contractual terms of the cash flows.

For assets measured at fair value, gains and losses will either be recorded in the statement of profit or loss or other comprehensive income.

The classification criteria of the Company for debt and equity instruments is provided as under:

(a) Debt instruments

Depending upon the business model of the Company, debt instruments can be classified under following categories:

- Debt instruments measured at amortised cost
- Debt instruments measured at fair value through other comprehensive income
- Debt instruments measured at fair value through profit or loss


The Company reclassifies debt instruments when and only when its business model for managing those assets changes.

(b) Equity instruments

The equity instruments can be classified as:

- Equity instruments measured at fair value through profit or loss ('FVTPL')
- Equity instruments measured at fair value through other comprehensive income ('FVTOCI')

Equity instruments and derivatives are normally measured at FVTPL. However, on initial recognition, an entity may make an irrevocable election (on an instrument-by-instrument basis) to present in OCI the subsequent changes in the fair value of an investment in an equity instrument within the scope of Ind AS -109.



(ii) **Measurement**

At initial recognition, the Company measures a financial asset at its fair value plus, in the case of a financial asset not at fair value through profit or loss, transaction costs that are directly attributable to the acquisition of the financial asset. Transaction costs of financial assets carried at fair value through profit or loss are expensed in the statement of profit or loss.

Debt instruments

Subsequent measurement of debt instruments depends on the Company's business model for managing the asset and the cash flow characteristics of the asset. There are three measurement categories into which the Company classifies its debt instruments:

Amortised cost: Assets that are held for collection of contractual cash flows where those cash flows represent solely payments of principal and interest are measured at amortised cost. A gain or loss on a debt investment that is subsequently measured at amortised cost and is not part of a hedging relationship is recognised in the statement of profit or loss when the asset is derecognised or impaired. Interest income from these financial assets is included in finance income using the effective interest rate method.

Fair value through other comprehensive income: Assets that are held for collection of contractual cash flows and for selling the financial assets, where the assets' cash flows represent solely payments of principal and interest, are measured at fair value through other comprehensive income. Movements in the carrying amount are taken through OCI, except for the recognition of impairment gains or losses, interest revenue and foreign exchange gains and losses which are recognised in profit and loss. When the financial asset is derecognised, the cumulative gain or loss previously recognised in OCI is reclassified from equity to profit or loss and recognised in other gains/ (losses). Interest income from these financial assets is included in other income using the effective interest rate method.

Fair value through profit or loss: Assets that do not meet the criteria for amortised cost or FVOCI are measured at fair value through profit or loss. A gain or loss on a debt investment that is subsequently measured at fair value through profit or loss and is not part of a hedging relationship is recognised in the statement of profit or loss and presented net in the statement of profit and loss within other gains/(losses) in the period in which it arises. Interest income from these financial assets is included in other income.

(iii) **Impairment of financial assets**

The Company assesses on a forward looking basis the expected credit losses associated with its assets carried at amortised cost and FVOCI debt instruments. The impairment methodology applied depends on whether there has been a significant increase in credit risk.

For trade receivables only, the Company applies the simplified approach permitted by Ind AS 109 Financial Instruments, which requires expected lifetime losses to be recognised from initial recognition of the receivables.

Expected credit loss are measured through a loss allowance at an amount equal to the following:

(a) the 12-months expected credit losses (expected credit losses that result from default events on financial instrument that are possible within 12 months after reporting date); or

(b) Full lifetime expected credit losses (expected credit losses that result from those default events on the financial instrument).

The Company follows 'simplified approach' for recognition of impairment loss allowance on trade receivable. Under the simplified approach, the Company does not track changes in credit risk. Rather, it recognizes impairment loss allowance based on lifetime ECLs at each reporting date, right from initial recognition.

The Company uses a provision matrix to determine impairment loss allowance on the portfolio of trade receivables. The provision matrix is based on its historically observed default rates over the expected life of the trade receivable and is adjusted for forward looking estimates. At every reporting date, the historical observed default rates are updated and changes in the forward-looking estimates are analysed.

Individual receivables which are known to be uncollectible are written off by reducing the carrying amount of trade receivable and the amount of the loss is recognised in the Statement of Profit and Loss within other expenses.

Subsequent recoveries of amounts previously written off are credited to other income.

(iv) **Derecognition of financial assets**

A financial asset is derecognised only when:

- the Company has transferred the rights to receive cash flows from the financial asset or
- retains the contractual rights to receive the cash flows of the financial asset, but assumes a contractual obligation to pay the cash flows to one or more recipients.

Where the Company has transferred an asset, the Company evaluates whether it has transferred substantially all risks and rewards of ownership of the financial asset. In such cases, the financial asset is derecognised. Where the Company has not transferred substantially all risks and rewards of ownership of the financial asset, the financial asset is not derecognised.

Where the Company has neither transferred a financial asset nor retains substantially all risks and rewards of ownership of the financial asset, the financial asset is derecognised if the Company has not retained control of the financial asset. Where the Company retains control of the financial asset, the asset is continued to be recognised to the extent of continuing involvement in the financial asset.

B. Financial Liabilities

(i) **Classification**

The Company classifies its financial liabilities in the following measurement categories:

- Financial liabilities measured at fair value through profit or loss
- Financial liabilities measured at amortized cost



(ii) **Measurement**

The measurement of financial liabilities depends on their classification, as described below:

Financial liabilities measured at fair value through profit or loss:

Financial liabilities at fair value through profit or loss include financial liabilities held for trading. At initial recognition, such financial liabilities are recognised at fair value.

Financial liabilities at fair value through profit or loss are, at each reporting date, measured at fair value with all the changes recognized in the Statement of Profit and Loss.

Financial liabilities measured at Amortized Cost :

At initial recognition, all financial liabilities other than fair valued through profit and loss are recognised initially at fair value less transaction costs that are attributable to the issue of financial liability. Transaction costs of financial liability carried at fair value through profit or loss is expensed in the statement of profit or loss.

After initial recognition, financial liabilities are subsequently measured at amortised cost using the effective interest method. Any difference between the proceeds (net of transaction costs) and the redemption amount is recognised in the statement of profit or loss over the period of the financial liabilities using the effective interest method. Fees paid on the establishment of loan facilities are recognised as transaction costs of the loan to the extent that it is probable that some or all of the facility will be drawn down.

(iii) **De-recognition of financial liability**

A financial liability is derecognised when the obligation under the liability is discharged or cancelled or expires. The difference between the carrying amount of a financial liability that has been extinguished or transferred to another party and the consideration paid, including any non-cash assets transferred or liabilities assumed, is recognised in the statement of profit or loss as other income or finance costs.

(q) **Offsetting financial instruments**

Financial assets and liabilities are offset and the net amount is reported in the Balance Sheet where there is a legally enforceable right to offset the recognised amounts and there is an intention to settle on a net basis or realise the asset and settle the liability simultaneously. The legally enforceable right must not be contingent on future events and must be enforceable in the normal course of business and in the event of default, insolvency or bankruptcy of the Company or the counterparty.

(r) **Derivative financial instruments**

The Company uses derivative financial instruments, such as forward currency contracts to hedge its foreign currency risks. Derivative financial instruments are initially recognised at fair value on the date a derivative contract is entered into and are subsequently re-measured at their fair value at the end of each period. Any gains or losses arising from changes in the fair value of derivatives are taken directly to profit or loss.

(s) **Segment information**

The Company is engaged in the business of real estate projects. As the Company's business activity primarily falls within a single business and geographical segment i.e real estate projects and renting of properties, there are no disclosures required to be provided in terms of Ind AS 108 on 'Segment Reporting'.

1(iii) **Recent Accounting Developments**

Ministry of Corporate Affairs ("MCA") notifies new standards or amendments to the existing standards under Companies (Indian Accounting Standards) Rules as issued from time to time. For the year ended March 31, 2024, MCA has not notified any new standards or amendments to the existing standards applicable to the Company.



BLUE OCEAN PROJECTS PRIVATE LIMITED
CIN-U70109DL2011PTC224580

Notes to the financial statements for the year ended March 31, 2024

2(a) Capital work in progress

(Rupees in lakhs)

Particulars	Building	Plant & machinery	Total
As at April 1, 2022	1,809.43	-	1,809.43
Add : Additions during the year	4,342.88	-	4,342.88
Closing balance as at March 31, 2023	6,152.31	-	6,152.31
Add : Additions during the year	1,403.60	419.23	1,822.83
Less : Transfer to Investment Property (see note 2(b))	(7,555.91)	(419.23)	(7,975.13)
Closing balance as at March 31, 2024	-	-	-

Ageing of Capital work in progress is as below :

(Rupees in lakhs)

Amount in CWIP for a period of	Projects in progress	Projects temporarily suspended	Amount As at March 31, 2024
Less than 1 year	-	-	-
1-2 years	-	-	-
2-3 years	-	-	-
More than 3 years	-	-	-
Total	-	-	-

(Rupees in lakhs)

Amount in CWIP for a period of	Projects in progress	Projects temporarily suspended	Amount As at March 31, 2023
Less than 1 year	4,342.88	-	4,342.88
1-2 years	1,474.61	-	1,474.61
2-3 years	334.82	-	334.82
More than 3 years	-	-	-
Total	6,152.31	-	6,152.31



BLUE OCEAN PROJECTS PRIVATE LIMITED
CIN-U70109DL2011PTC224580
Notes to the financial statements for the year ended March 31, 2024

2(b) Investment Property

	(Rupees in lakhs)	
	As at March 31, 2024	As at March 31, 2023
Carryings amounts of :		
Leasehold land	983.51	-
Building	7,456.93	-
Plant and machinery	408.25	-
Office equipment's	246.81	-
Furniture and fixtures	3,571.93	-
Computers	44.15	-
Computer Software	153.39	-
	12,864.97	-

	Leasehold land	Building	Plant and machinery	Office equipment's	Furniture and fitting	Computer Software	Computers	Total
Cost / Deemed cost								
As at April 1, 2022	-	-	-	-	-	-	-	-
Additions	-	-	-	-	-	-	-	-
Sales during the year	-	-	-	-	-	-	-	-
Balance at March 31, 2023	995.58	-	-	-	-	-	-	995.58
Reclass from ROU to Investment property (See note 2(c))	-	-	-	-	-	-	-	-
Additions during the year	-	7,555.91	419.23	267.87	3,718.05	164.14	50.81	12,176.01
Sales during the year	-	-	-	-	-	-	-	-
Balance at March 31, 2024	995.58	7,555.91	419.23	267.87	3,718.05	164.14	50.81	13,171.59

Accumulated depreciation

As at April 1, 2022	-	-	-	-	-	-	-	-
Elimination on disposal of assets	-	-	-	-	-	-	-	-
Depreciation expense	-	-	-	-	-	-	-	-
Balance at March 31, 2023	-	-	-	-	-	-	-	-
Elimination on disposal of assets	-	-	-	-	-	-	-	-
Depreciation expense	12.07	98.98	10.98	21.06	146.12	10.75	6.66	306.62
Balance at March 31, 2024	12.07	98.98	10.98	21.06	146.12	10.75	6.66	306.62

Net carrying value

Balance at March 31, 2023	-	-	-	-	-	-	-	-
Balance at March 31, 2024	983.51	7,456.93	408.25	246.81	3,571.93	153.39	44.15	12,864.97

Note: Leasehold land includes land taken on lease for a period of 90 years.



BLUE OCEAN PROJECTS PRIVATE LIMITED
CIN-U70109DL2011PTC224580
Notes to the financial statements for the year ended March 31, 2024

(ii) Amount recognised in statement of profit and loss for investment properties

Particulars	(Rupees in lakhs)	
	For the year ended March 31, 2024	For the year ended March 31, 2023
Rental income derived from investment properties	659.35	-
Less : Direct operating expenses (including salary expenses, power & fuel, security charges, repair & maintenance, legal & professional services, rates & taxes, Miscellaneous expenses)	(181.23)	-
Profit arising from investment properties before depreciation and indirect expenses	478.12	-
Less : Depreciation	(306.62)	-
Profit from leasing of investment properties	171.51	-

(iii) Fair value hierarchy and valuation technique

The fair value of the investment property as at March 31, 2024 has been arrived at on the basis of a valuation carried out at that date by independent valuer as approved by Government of India and not connected with the Company having appropriate recognised professional qualification and recent experience in the location and category of the property being valued.

The fair value was determined based on the market comparable approach that reflects recent transaction prices of similar properties. In estimating the fair value of the investment property, the highest and best use of the property is their current use.

The Company obtains independent valuation for its investment property at least annually and fair value measurements are categorized as level 3 (see note 23) measurement in the fair value hierarchy. Details of the investment property and information about the fair value hierarchy as at the end of the reporting period are as follows.

Particulars	(Rupees in lakhs)		
	Level 2	Level 3	Fair value as at 31/03/2024
Land located in Noida	-	5,244.00	5,244.00
Other assets in office unit located in Noida	-	11,877.00	11,877.00
Total	-	17,121.00	17,121.00

(iv) Leasing arrangements


The Company has during the year leased out the building under construction in previous year (disclosed on CWIP & ROU) to its holding company and accordingly classified the same as investment property (Refer note 14). Investment property has been leased under short term operating leases (11 month period) with monthly rental payments. The lease rentals are recognised on straight line basis over the non-cancellable period. The total lease rentals recognised as income during the year is Rupees 659.35 lakhs (March 31, 2023 : Rupees Nil). Future minimum lease rentals receivable under non-cancellable operating lease as at March 31, 2024 and March 31, 2023 is as under :

Particulars	(Rupees in lakhs)	
	For the year ended March 31, 2024	For the year ended March 31, 2023
Minimum future lease payments receivable :		
a) not later than one year	923.09	-
b) later than one year but not later than five year	-	-
c) later than five year	-	-

(v) Capitalisation of expenditure

The Company has capitalised the following expenses to the cost of investment property:

Particulars	(Rupees in lakhs)	
	As at March 31, 2024	As at March 31, 2023
Expenses		
Employee benefits expense	11.61	-
Finance cost	-	-
Other expenses		
Power and fuel	69.61	-
Legal and professional charges	471.37	-
Repair & maintenance	7.05	-
Insurance	12.14	-
Security services	34.08	-
Miscellaneous expenses	90.25	-
Total amount capitalised in investment property	696.11	-



2(c) Right of use assets (ROU)

Particulars	(Rupees in lakhs)	
	Leasehold land	Total
As at April 1, 2022	1,007.61	1,007.61
Amortisation	(12.03)	(12.03)
Balance as at March 31, 2023	995.58	995.58
Amortisation	-	-
Reclassified as investment property (See note 2(b))	(995.58)	(995.58)
Balance as at March 31, 2024	-	-

Note : ROU assets are amortised from the commencement date on a straight-line basis over the lease term. The lease term is 99 years for leasehold land. The depreciation expense on ROU assets is included under depreciation and amortisation expense in the statement of Profit and Loss.

3 Other financial assets (Non-current)

(Unsecured, considered good)

Particulars	(Rupees in lakhs)	
	As at March 31, 2024	As at March 31, 2023
(a) Security deposits	32.91	0.25
Total	32.91	0.25

4 Non-current tax assets (net)

Particulars	(Rupees in lakhs)	
	As at March 31, 2024	As at March 31, 2023
(a) Advance income tax (net of Provision of tax for Rupees Nil) (March 31, 2023 : Rupees Nil)	66.25	0.39
Total	66.25	0.39

5 Other non current assets

(Unsecured, considered good)

Particulars	(Rupees in lakhs)	
	As at March 31, 2024	As at March 31, 2023
(a) Capital advances	-	1,164.13
(b) Goods & Service Tax Credit receivable (see notes below)	1,571.62	-
Total	1,571.62	1,164.13

Notes :-

Goods and service tax (GST) credit amounting to Rupees 1571.62 lakhs is expected to be adjusted after one year and accordingly classified as non-current. This includes Rupees 1,342 lakhs input credit on construction of immovable properties which has not been utilised by the Company pending judgement by the Hon'ble Supreme Court on matter relating to utilization of credit towards taxable supplies.

6 Cash and cash equivalents

Particulars	(Rupees in lakhs)	
	As at March 31, 2024	As at March 31, 2023
(a) Balances with banks		
- in current accounts	45.26	7.41
Total	45.26	7.41

7 Other current assets

(Unsecured, considered good)

Particulars	(Rupees in lakhs)	
	As at March 31, 2024	As at March 31, 2023
(a) Advance to suppliers	24.33	-
(b) Prepaid expenses	6.92	-
(c) Balances with government authorities:		
(i) Goods and Service tax credit receivable	284.90	1,029.23
Total	316.15	1,029.23



BLUE OCEAN PROJECTS PRIVATE LIMITED
CIN-U70109DL2011PTC224580
Notes to the financial statements for the year ended March 31, 2024

(Rupees in lakhs, except otherwise stated)

Particulars	As at March 31, 2024		As at March 31, 2023	
	Number of Shares	Amount	Number of Shares	Amount
8 Equity				
8(a) Equity share capital				
(i) Authorised capital				
Equity shares of Rupees 10 each with voting rights	1,00,000	10.00	1,00,000	10.00
	1,00,000	10.00	1,00,000	10.00
(ii) Issued and Subscribed fully paid up capital				
Equity shares of Rupees 10 each with voting rights	56,570	5.66	44,150	4.41
	56,570	5.66	44,150	4.41

(i) **Reconciliation of the number of shares and amount outstanding as at March 31, 2024 and March 31, 2023**

Particulars	Number of shares		Amount	
	As at March 31, 2024	As at March 31, 2023	As at March 31, 2024	As at March 31, 2023
				(Rupees in lakhs)
Equity share capital				
Outstanding at the beginning of the year	44,150	23,511	4.41	2.35
Add: Issued during the year	12,420	20,639	1.25	2.06
Outstanding at the end of the year	56,570	44,150	5.66	4.41

(ii) **Rights, Preferences and restrictions attached to equity shares**

The Company has one class of equity shares having a par value of Rupees 10 each. Each shareholder is eligible for one vote per share held. The dividend proposed by the Board of Directors is subject to the approval of the shareholders in the Annual General Meeting. In the event of liquidation, the equity shareholders are eligible to receive the remaining assets of the Company after distribution of all preferential amounts, in proportion to their shareholding.

(iii) **Details of shares held by the holding Company :**

Particulars	Number of shares	
	As at March 31, 2024	As at March 31, 2023
APL Apollo Tubes Limited*	56,570	44,150

(iv) **Details of shares held by each shareholder holding more than 5% shares :-**

Name of shareholder	As at March 31, 2024		As at March 31, 2023	
	Number of shares held	% holding	Number of shares held	% holding
Equity shares with voting rights				
APL Apollo Tubes Limited*	56,570	100%	44,150	100%

* Out of total 56,570 equity shares, 56,569 equity shares are held by APL Apollo Tubes Limited (the holding Company) and remaining 1 shares are held by Mr. Sameer Gupta as nominee/representatives.

(v) **Shares held by promoters at the end of the year**

Name of promoter	As at March 31, 2024		As at March 31, 2023	
	Number of shares held	% holding	Number of shares held	% holding
APL Apollo Tubes Limited	56,569	100.00%	44,149	100.00%

Note : There is no change in shares held by promoters during the current year and previous year.



BLUE OCEAN PROJECTS PRIVATE LIMITED
CIN-U70109DL2011PTC224580
Notes to the financial statements for the year ended March 31, 2024

8(b) Other equity

Particulars	(Rupees in lakhs)	
	As at March 31, 2024	As at March 31, 2023
Securities premium	12,631.53	9,109.07
Retained earnings	(64.47)	(107.38)
Total	12,567.06	9,001.69

Particulars	(Rupees in lakhs)	
	As at March 31, 2024	As at March 31, 2023
(1) Security premium		
Balance at the beginning of the year	9,109.07	3,388.91
Issue of Share Capital during the year	3,522.46	5,720.16
Balance at the end of the year	12,631.53	9,109.07
(2) Retained earnings		
Balance at the beginning of the year	(107.38)	(94.76)
Less: Total comprehensive income for the year	42.91	(12.62)
Balance at the end of the year	(64.47)	(107.38)
Total	12,567.06	9,001.68

Nature and purpose of reserves :-

(i) Securities premium : Securities premium is used to record the premium on issue of shares. The reserve is utilised in accordance with the provisions of the Indian Companies Act, 2013 ("the Companies Act").

(ii) Retained earnings : It represents unallocated/un-distributed profits of the Company. The amount that can be distributed as dividend by the Company as dividends to its equity shareholders is determined based on the separate financial statements of the Company and also considering the requirements of the Companies Act, 2013. Thus amount reported above are not distributable in entirety.

9 Borrowings (Non-current)

Particulars	(Rupees in lakhs)	
	As at March 31, 2024	As at March 31, 2023
(a) Borrowings from APL Apollo Tubes Limited (Unsecured, see note (i) below)	2,019.91	-
Total	2,019.91	-

	As at March 31, 2024		As at March 31, 2023	
	Non-current borrowings	Current Maturities of non- current	Non-current borrowings	Current Maturities of non-current
The Company has during the year taken loan during the year of Rupees 2019.91 lakhs from APL Apollo Tubes Limited, (the holding Company), repayable in 5 years in tranches as and when funds are available with the Company or as may be mutually agreed with the holding Company. The loan was taken for the purpose of meeting its capital purchase requirements. Applicable rate of interest is 8.00%.	2,019.91	-	-	-
	2,019.91	-	-	-



BLUE OCEAN PROJECTS PRIVATE LIMITED
CIN-U70109DL2011PTC224580

Notes to the financial statements for the year ended March 31, 2024

10 Deferred Tax Liabilities (net)

(a) Component of deferred tax assets and liabilities are :-

Particulars	(Rupees in lakhs)	
	As at March 31, 2024	As at March 31, 2023
(i) Deferred Tax Liabilities on account of :		
Investment Property	91.53	-
Total deferred tax liabilities (A)	91.53	-
Deferred Tax Assets on account of :		
Loss as per income tax computation available for offsetting against future taxable income	73.23	-
Total deferred tax assets (B)	73.23	-
Disclosed as Deferred Tax Liabilities (A-B)	18.30	-

Movement in deferred tax liabilities / asset	(Rupees in lakhs)		
	As at April 1, 2023	Profit / (loss) recognised in profit or loss	As at March 31, 2024
Deferred Tax Liabilities			
Investment Property	-	91.53	91.53
Total (A)	-	91.53	91.53
Deferred Tax Assets			
Loss as per income tax computation available for offsetting against future taxable income	-	73.23	73.23
Total (B)	-	73.23	73.23
Deferred tax liabilities (A-B)	-	18.30	18.30

Note : No deferred tax assets / liabilities were recognized in previous year and accordingly movement in deferred tax assets / liabilities for previous year has not been disclosed.

11 Trade payables (Current)

Particulars	(Rupees in lakhs)	
	As at March 31, 2024	As at March 31, 2023
(a) Total outstanding dues of micro enterprises and small enterprises (See note 27(k))	-	-
(b) Total outstanding dues of creditors other than micro enterprises and small enterprises	100.39	5.00
Total	100.39	5.00

Particulars	(Rupees in lakhs)		
	As at March 31, 2024		
	Unbilled	Less than 1 year	Total
Micro and small enterprises (MSME)	-	-	-
Total outstanding dues of creditors other than MSME	5.04	95.36	100.39
	5.04	95.36	100.39

Particulars	(Rupees in lakhs)		
	As at March 31, 2023		
	Unbilled	Less than 1 year	Total
Micro and small enterprises (MSME)	-	-	-
Total outstanding dues of creditors other than MSME	-	5.00	5.00
	-	5.00	5.00

Note : There are no trade payables outstanding for more than 1 year in current and previous year.

12 Other financial liabilities (Current)

Particulars	(Rupees in lakhs)	
	As at March 31, 2024	As at March 31, 2023
(a) Payable on purchase of investment property	132.72	-
(b) Payable on purchase of Property, Plant and Equipment	-	317.21
(c) Interest accrued and due on borrowings	39.24	-
Total	171.51	317.21

13 Other current liabilities

Particulars	(Rupees in lakhs)	
	As at March 31, 2024	As at March 31, 2023
(a) Statutory remittances	14.33	20.99
Total	14.33	20.99



BLUE OCEAN PROJECTS PRIVATE LIMITED
CIN-U70109DL2011PTC224580
Notes to the financial statements for the year ended March 31, 2024

14 Revenue from operations		(Rupees in lakhs)	
Particulars	Year ended March 31, 2024	Year ended March 31, 2023	
(a) Rental Income	659.35	-	
Total	659.35	-	

15 Other income		(Rupees in lakhs)	
Particulars	Year ended March 31, 2024	Year ended March 31, 2023	
(a) Interest income	0.01	-	
Total	0.01	-	

16 Employee benefits expense		(Rupees in lakhs)	
Particulars	Year ended March 31, 2024	Year ended March 31, 2023	
(a) Salaries and wages	33.11	-	
(b) Staff welfare expenses	3.63	-	
Total	36.74	-	

17 Finance costs		(Rupees in lakhs)	
Particulars	Year ended March 31, 2024	Year ended March 31, 2023	
(a) Interest expense on:			
(i) term loan	65.93	-	
(ii) delayed payment of income tax	0.12	-	
(b) Other borrowing cost	-	0.09	
Total	66.05	0.09	

18 Other expenses		(Rupees in lakhs)	
Particulars	Year ended March 31, 2024	Year ended March 31, 2023	
(a) Power and fuel	59.03	-	
(b) Security charges	10.46	-	
(c) Repair and maintenance:			
(i) Others	9.77	-	
(d) Rates and taxes	5.15	-	
(e) Legal and professional charges (see note (i) below)	74.35	0.50	
(f) Management Support Services (see note (ii) below)	20.00	-	
(g) Miscellaneous expenses	9.98	-	
Total	188.74	0.50	

Note :-

(i) Legal & professional charges include auditor's remuneration (excluding indirect taxes) as follows :

(i) To statutory auditors			
For audit	10.00	0.50	
For other services	-	-	
Total	10.00	0.50	

(ii) To cost auditors for cost audit

Total	-	-	
--------------	---	---	--

(ii) **Allocation of common expenses**

During the year, the holding Company has charged back the common expenses incurred by it on behalf of group companies on cost i.e. cost to cost basis.

M



BLUE OCEAN PROJECTS PRIVATE LIMITED
CIN-U70109DL2011PTC224580
Notes to the financial statements for the year ended March 31, 2024

19 Earnings per Equity share

The following table reflects the profit and shares data used in the computation of basic and diluted earnings per share.

Particulars	(Rupees in lakhs, unless otherwise stated)	
	Year ended March 31, 2024	Year ended March 31, 2023
Profit/(Loss) for the year attributable to the owners of the Company used in calculating basic and diluted earnings per share	42.91	(12.62)
Weighted average number of equity shares used as the denominator in calculating basic and diluted earnings per share	53,011	30,524
(a) Basic earnings per share in Rupees	80.95	(41.35)
(b) Diluted earnings per share in Rupees	80.95	(41.35)

20 Contingent liabilities and commitments (to the extent not provided for)

(a) Contingent Liabilities

The Company does not have any pending litigations which would impact the financial position.

(b) Commitments

Particulars	(Rupees in lakhs)	
	As at March 31, 2024	As at March 31, 2023
(1) Estimated amount of contracts remaining to be executed on capital account and not provided for - Investment Property (net of capital advance and excluding Goods & Service tax)	-	2,225.23
(2) The Company has other commitments, for purchase orders which are issued after considering requirements per operating cycle for purchase of services. The Company does not have any long term commitments or material non-cancellable contractual commitments/ contracts, including derivative contracts for which there were any material foreseeable losses.		
(c) There were no amounts which were required to be transferred to the Investor Education and Protection Fund by the Company.		



BLUE OCEAN PROJECTS PRIVATE LIMITED
CIN-U70109DL2011PTC224580
Notes to the financial statements for the year ended March 31, 2024

21 Related party transactions

(a) Details of related parties:

Name of related parties	
(i) Holding Company	APL Apollo Tubes Limited
(ii) Fellow Subsidiaries	Apollo Metalex Private Limited APL Apollo Building Products Private Limited APL Apollo Mart Limited APL Apollo Tubes FZE (winded up w.e.f December 31, 2023) A P L Apollo Tubes Company L.L.C. (Company incorporated on December 7, 2022)
(iii) Key Management Personnel (KMP)	Mr. Sanjay Gupta (Director) Mr. Vinay Gupta (Director) Mr. Rahul Gupta (Son of Mr. Sanjay Gupta)
(iv) Enterprises significantly influenced by KMP and their relatives (with whom transactions have taken place during the year)	NA

(b) Details of related party transactions during the year ended March 31, 2024 and balances outstanding as at March 31, 2024:

Particulars	(Rupees in lakhs)					
	Holding Company	Fellow subsidiaries	Subsidiaries	Enterprises significantly influenced by KMP and their relatives	Key managerial personnel and their relatives	Total
Purchase of Goods						
APL Apollo Tubes Limited	C.Y.	-	-	-	-	-
	P.Y.	6.00	-	-	-	6.00
	C.Y.	-	-	-	-	-
	P.Y.	6.00	-	-	-	6.00
Rent Income						
APL Apollo Tubes Limited	C.Y.	659.35	-	-	-	659.35
	P.Y.	-	-	-	-	-
	C.Y.	659.35	-	-	-	659.35
	P.Y.	-	-	-	-	-
Interest expense						
APL Apollo Tubes Limited	C.Y.	68.90	-	-	-	68.90
	P.Y.	-	-	-	-	-
	C.Y.	68.90	-	-	-	68.90
	P.Y.	-	-	-	-	-
Allocation of expense						
APL Apollo Tubes Limited	C.Y.	20.00	-	-	-	20.00
	P.Y.	-	-	-	-	-
	C.Y.	20.00	-	-	-	20.00
	P.Y.	-	-	-	-	-
Loan taken during the year						
APL Apollo Tubes Limited	C.Y.	2,919.58	-	-	-	2,919.58
	P.Y.	-	-	-	-	-
	C.Y.	2,919.58	-	-	-	2,919.58
	P.Y.	-	-	-	-	-
Loan repaid back during the year						
APL Apollo Tubes Limited	C.Y.	901.00	-	-	-	901.00
	P.Y.	-	-	-	-	-
	C.Y.	901.00	-	-	-	901.00
	P.Y.	-	-	-	-	-
Loan payable						
APL Apollo Tubes Limited	C.Y.	2,019.91	-	-	-	2,019.91
	P.Y.	-	-	-	-	-
	C.Y.	2,019.91	-	-	-	2,019.91
	P.Y.	-	-	-	-	-
Trade payable						
APL Apollo Tubes Limited	C.Y.	20.00	-	-	-	20.00
	P.Y.	-	-	-	-	-
	C.Y.	20.00	-	-	-	20.00
	P.Y.	-	-	-	-	-
Interest payable						
APL Apollo Tubes Limited	C.Y.	39.24	-	-	-	39.24
	P.Y.	-	-	-	-	-
	C.Y.	39.24	-	-	-	39.24
	P.Y.	-	-	-	-	-
Equity Share Capital issued during the year (including securities premium)						
APL Apollo Tubes Limited	C.Y.	3,523.71	-	-	-	3,523.71
	P.Y.	5,723.00	-	-	-	5,723.00
	C.Y.	3,523.71	-	-	-	3,523.71
	P.Y.	5,723.00	-	-	-	5,723.00

Notes :

(i) C.Y. represents amount as at and for the year ended March 31, 2024 and P.Y. represents amount as at and for the year ended March 31, 2023.



22 Income tax expense

The reconciliation of estimated income tax to income tax expense is as below :-

	(Rupees in lakhs)	
Particulars	Year ended March 31, 2024	Year ended March 31, 2023
Profit before tax as per statement of profit and loss	61.21	(12.62)
Income tax expenses calculated as per tax rates of Income tax act of 25.168% (March 31, 2023 : 25.168%)	15.40	-
(i) Items not deductible	2.90	-
Tax expense as reported	18.30	-

23 Fair value measurements

The following tables presents the carrying value and fair value of each category of financial assets and liabilities as at March 31, 2024 and March 31, 2023.

	(Rupees in lakhs)					
	As at March 31, 2024			As at March 31, 2023		
	FVTPL	FVTOCI	Amortised cost	FVTPL	FVTOCI	Amortised cost
Financial assets - Non Current						
Security deposit	-	-	32.91	-	-	0.25
Financial assets - Current						
Cash and cash equivalents	-	-	45.26	-	-	7.41
Total financial assets	-	-	78.17	-	-	7.66
Financial liabilities - Non Current						
Borrowings	-	-	2,019.91	-	-	-
Financial liabilities -Current						
Borrowings	-	-	-	-	-	-
Payable on purchase of investment property	-	-	132.27	-	-	-
Trade payable	-	-	100.39	-	-	5.00
Interest accrued and due on borrowings	-	-	39.24	-	-	-
Total financial liabilities	-	-	2,291.81	-	-	5.00

(a) Fair value hierarchy

This section explains the judgements and estimates made in determining the fair values of the financial instruments that are (a) recognised and measured at fair value and (b) measured at amortised cost and for which fair values are disclosed in the financial statements. To provide an indication about the reliability of the inputs used in determining fair value, the Company has classified its financial instruments into the three levels prescribed under the accounting standard.

Level 1: Level 1 hierarchy includes financial instruments measured using quoted prices. This includes listed equity instruments that have quoted price. The fair value of all equity instruments which are traded in the stock exchanges is valued using the closing price as at the reporting period.

Level 2: The fair value of financial instruments that are not traded in an active market is determined using valuation techniques which maximise the use of observable market data and rely as little as possible on entity-specific estimates. If all significant inputs required to fair value an instrument are observable, the instrument is included in level 2.

Level 3: If one or more of the significant inputs is not based on observable market data, the instrument is included in level 3. This is the case for unlisted equity securities, security deposits included in level 3.

(b) Assets and liabilities which are measured at amortised cost for which fair values are disclosed

All the financial asset and financial liabilities measured at amortised cost, carrying value is an approximation of their respective fair value.

24 Financial risk management objectives

This note explains the sources of risk which the entity is exposed to and how the entity manages the risk :

The board provides principles for overall risk management, as well as policies covering specific areas, such as hedging of foreign currency transactions foreign exchange risk.

(a) Market risk

Market risk is the risk of any loss in future earnings, in realisable fair values or in future cash flows that may result from a change in the price of a financial instrument. The value of a financial instrument may change as result of changes in interest rates, foreign currency exchange rates, liquidity and other market changes. Future specific market movements can not be normally predicted with reasonable accuracy.



BLUE OCEAN PROJECTS PRIVATE LIMITED
CIN-U70109DL2011PTC224580
Notes to the financial statements for the year ended March 31, 2024

(i) Interest rate risk

Interest rate risk is the risk that the fair value or future cash flows of a financial instrument will fluctuate because of changes in market interest rates. The Company is not exposed to interest rate risk because funds are borrowed at fixed rates.

Particulars	(Rupees in lakhs)	
	As at March 31, 2024	As at March 31, 2023
Fixed rate borrowings	2,019.91	-
Total borrowings	2,019.91	-

(b) Liquidity risk

The Company has a liquidity risk management framework for managing its short term, medium term and long term sources of funding vis-à-vis short term and long term utilization requirement. This is monitored through a rolling forecast showing the expected net cash flow, likely availability of cash and cash equivalents, and available undrawn borrowing facilities.

(i) Maturities of financial liabilities

The table below analyses the Company's all financial liabilities into relevant maturity based on their contractual maturities.

The amounts disclosed in the table are the contractual undiscounted cash flows.

Contractual maturities of financial liabilities:

Particulars	(Rupees in lakhs)			
	Not later than 1 year	Between 1 and 5 years	Later than 5 years	Total
As at March 31, 2024				
Borrowings (Interest bearing)	-	2,019.91	-	2,019.91
Payable on purchase of investment property	132.27	-	-	132.27
Trade payable	100.39	-	-	100.39
Interest accrued but not due on borrowings	39.24	-	-	39.24
Total non-derivative liabilities	271.90	2,019.91	-	2,291.81
As at March 31, 2023				
Payable on purchase of property, plant and equipment	-	-	-	-
Trade payable	5.00	-	-	5.00
Total non-derivative liabilities	5.00	-	-	5.00

25 Reconciliation of liabilities arising from financing activities

Particulars	(Rupees in lakhs)			
	As at April 01, 2023	Net Cash flows	Non-cash changes-foreign exchange	As at March 31, 2024
Non-current borrowings	-	2,019.91	-	2,019.91
Current borrowings	-	-	-	-
Total liabilities from financing activities	-	2,019.91	-	2,019.91

Particulars	(Rupees in lakhs)			
	As at April 01, 2022	Net Cash flows	Non-cash changes-foreign exchange movement	As at March 31, 2023
Non-current borrowings	-	-	-	-
Current borrowings	-	-	-	-
Total liabilities from financing activities	-	-	-	-

26 Capital Management

(a) Risk Management

The Company's capital requirement is mainly to fund its capital expansion. The principal source of funding of the Company to complete capital expansion in current and previous year are capital infusion from holding Company and borrowings. The Company is expected to generated cash from its operations in future year which will be adequate to fund it's operation. The Company is not subject to any externally imposed capital requirements.

The Company monitors its capital using gearing ratio, which is net debt divided to total equity. Net debt includes, interest bearing loans and borrowings less cash and cash equivalents, Bank balances other than cash and cash equivalents.

Particulars	(Rupees in lakhs)	
	As at March 31, 2024	As at March 31, 2023
Non current borrowings	2,019.91	-
Less: Cash and cash equivalents	(45.26)	(7.41)
Net debt	1,974.65	(7.41)
Total equity	12,572.72	9,006.10
Gearing Ratio	0.16	(0.00)

Equity includes all capital and reserves of the Company that are managed as capital.



27 Additional Regulatory Information

(a) Financial Ratios as per the Schedule III requirements

Particulars	As at March 31, 2024	As at March 31, 2023
(i) Current Ratio Current Ratio = Current Assets / Current Liabilities % change from previous year Reason for change more than 25%	1.26 (58.20%) *	3.02
(ii) Debt-Equity Ratio Debt-Equity Ratio = Net Debt ⁽¹⁾ / Shareholder's Equity % change from previous year	0.16 -	-
(iii) Debt Service Coverage Ratio Debt Service Coverage Ratio = Earnings available for debt service ⁽²⁾ / Debt service ⁽³⁾ % change from previous year	6.29 -	-
(iv) Return on Equity Ratio Return on Equity Ratio= Net Profit after tax / Average Shareholder's Equity % change from previous year	0.40% - (289.39%)	(0.21%)
(v) Inventory turnover ratio Inventory turnover ratio= Sales / Average inventory % change from previous year	NA* NA*	NA*
(vi) Trade receivables turnover ratio Trade receivables turnover ratio= Sales / Average trade receivables % change from previous year	NA* NA*	NA*
(vii) Trade payables turnover ratio Trade payables turnover ratio= Net purchases / Average trade payables % change from previous year	NA* NA*	NA*
(viii) Net capital turnover ratio Net capital turnover ratio= Sales / Working capital % change from previous year	8.77 100%	-
(ix) Net Profit Ratio Net Profit Ratio= Profit after tax / Sales % change from previous year	6.51% 100.00%	-
(x) Return on capital employed Return on capital employed= Earning before interest and taxes ⁽⁴⁾ / Capital employed ⁽⁵⁾ % change from previous year	0.87% (727.25%)	-0.14%
(xi) Return on investment Return on investment= Income generated from invested funds / average invested funds in treasury investments % change from previous year	NA* -	NA*

Explanation of formulas used in calculating ratios :

- (1) Net debt includes borrowings (long term and short term) net of cash & cash equivalents and bank balances.
- (2) Earnings available for debt service includes profit after tax, finance costs, depreciation and other non cash expense.
- (3) Debt service includes finance costs paid and principal repayment of borrowings (long term and short term).
- (4) Earning before interest and taxes includes Profit before tax plus depreciation
- (5) Capital employed includes Tangible net worth (Total assets - total liability - intangible assets), net debt and deferred tax liability.

Note :

* The Company started its operation during the year and accordingly ratios along with reason for change in ratios are not applicable.

(b) The Company has no transactions with the companies struck off under Companies Act, 2013 or Companies Act, 1956.

(c) Maintenance of Audit Trail log

The Company has used an accounting software(s) i.e. SAP for maintaining its books of account for the financial year ended March 31, 2024 which has a feature of recording audit trail (edit log) facility and the same has operated throughout the year for all relevant transactions recorded in the software(s) and the management did not come across any instance of the audit trail feature being tampered with.

(d) No funds (which are material either individually or in the aggregate) have been advanced or loaned or invested (either from borrowed funds or share premium or any other sources or kind of funds) by the Company to or in any other person(s) or entity(ies), including foreign entities ("Intermediaries"), with the understanding, whether recorded in writing or otherwise, that the intermediary shall, directly or indirectly lend or invest in other persons or entities identified in any manner whatsoever by or on behalf of the Company ("Ultimate Beneficiaries") or provide any guarantee, security or the like on behalf of the Ultimate Beneficiaries.



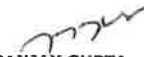
BLUE OCEAN PROJECTS PRIVATE LIMITED
CIN-U70109DL2011PTC224580
Notes to the financial statements for the year ended March 31, 2024

- (e) No funds (which are material either individually or in the aggregate) have been received by the Company from any persons or entities, including foreign entities ("Funding Parties"), with the understanding, whether recorded in writing or otherwise, that the Company shall, directly or indirectly, lend or invest in other persons or entities identified in any manner whatsoever by or on behalf of the Funding Party ("Ultimate Beneficiaries") or provide any guarantee, security or the like on behalf of the Ultimate Beneficiaries.
- (f) **Details of benami property held**
 No proceeding has been initiated or are pending against the company for holding any benami property under the Benami Transactions (Prohibitions) Act, 1988 (45 of 1988) and the rules made thereunder.
- (g) **Wilful defaulter**
 The Company has not been declared wilful defaulter by any bank or financial institution or any lender.
- (h) **Undisclosed Income**
 There is no income surrendered or disclosed as income during the current or previous year in the tax assessments under the Income Tax Act, 1961, that has not been recorded in the books of account.
- (i) **Details of crypto currency or virtual currency**
 The Company has not traded or invested in crypto currency or virtual currency during the current or previous year.
- (j) **Registration of charges or satisfaction with Registrar of Companies**
 There are no charges which are yet to be registered with the Registrar of Companies beyond the statutory period.
- (k) The amount due to Micro and small enterprises as defined in "The Micro, Small and Medium Enterprises Development act, 2006" has been determined to the extent such parties have been identified on the basis of information available with the Company. The disclosures relating to Micro and Small Enterprises are as below:

Particulars	As at March 31, 2024	As at March 31, 2023
(i) The principal amount remaining unpaid to supplier as at the end of the year	-	-
(ii) The interest due thereon remaining unpaid to supplier as at the end of the year	-	-
(iii) The amount of interest-due and payable for the period of delay in making payment (which have been paid beyond the appointed day during the year) but without adding the interest specified under this Act	-	-
(iv) The amount of interest accrued during the year and remaining unpaid at the end of the year	-	-
(v) The amount of interest remaining due and payable to suppliers disallowable as deductible expenditure under Income Tax Act, 1961	-	-
Total	-	-

- 28 The Company does not have net worth of Rupees 50,000.00 lakhs or more or turnover of Rupees 100,000.00 lakhs or more or net profit of Rupees 500.00 lakhs or more during the immediately preceding financial year and hence, provision of section 135 of the Companies Act, 2013 are not applicable to the Company.
- 29 The financial statements of the company for the year ended March 31, 2023 was audited by VAPS & Co. Chartered Accountants, the predecessor auditor who had expressed an unmodified opinion dated May 06, 2023.

**For and on behalf of the Board of Directors of
 BLUE OCEAN PROJECTS PRIVATE LIMITED**


SANJAY GUPTA
 Director
 (DIN-00233188)


VINAY GUPTA
 Director
 (DIN-00005149)

Place: Noida
 Date: May 11, 2024

