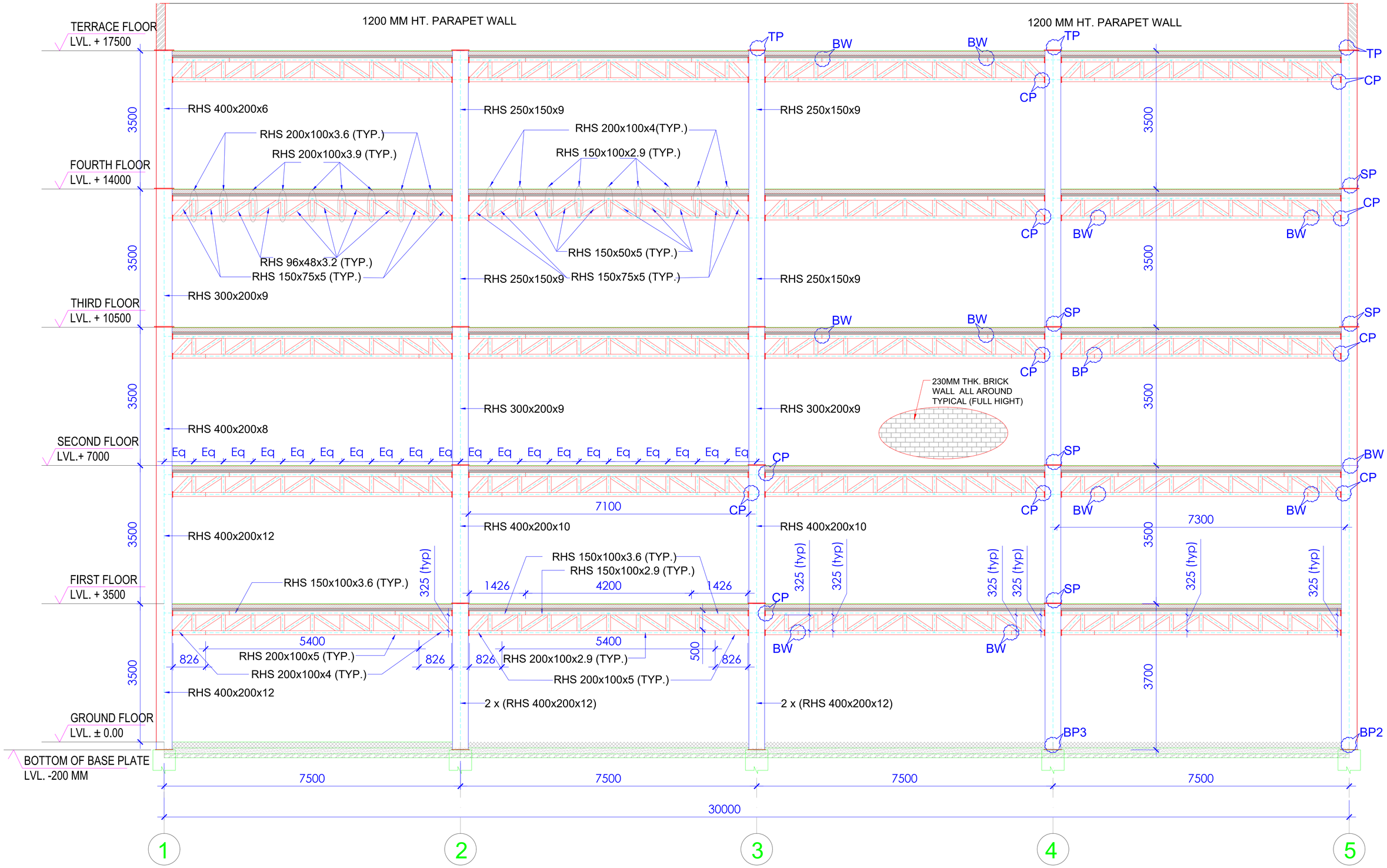
TERRACE FLOOR
LVL. + 17500
FOURTH FLOOR
LVL. + 14000
THIRD FLOOR
LVL. + 10500
SECOND FLOOR
LVL.+ 7000
FIRST FLOOR
LVL. + 3500
GROUND FLOOR
LVL. ± 0.00
BOTTOM OF BASE PLATE
LVL. -200 MM
1200 MM HT. PARAPET WALL
1200 MM HT. PARAPET WALL
RHS 400x200x6
RHS 250x150x9
RHS 250x150x9
RHS 200x100x3.6 (TYP.)
RHS 200x100x3.9 (TYP.)
RHS 200x100x4(TYP.)
RHS 150x100x2.9 (TYP.)
RHS 96x48x3.2 (TYP.)
RHS 150x75x5 (TYP.)
RHS 150x50x5 (TYP.)
RHS 150x75x5 (TYP.)
RHS 250x150x9
RHS 250x150x9
RHS 300x200x9
RHS 300x200x9
RHS 300x200x9
230MM THK. BRICK
WALL ALL AROUND
TYPICAL (FULL HIGHT)
RHS 400x200x8
Eq
RHS 400x200x12
RHS 400x200x10
RHS 400x200x10
7100
7300
RHS 150x100x3.6 (TYP.)
RHS 150x100x3.6 (TYP.)
RHS 150x100x2.9 (TYP.)
1426
4200
1426
325 (typ)
5400
826
RHS 200x100x5 (TYP.)
RHS 200x100x4 (TYP.)
5400
826
RHS 200x100x2.9 (TYP.)
500
826
RHS 200x100x5 (TYP.)
RHS 400x200x12
2 x (RHS 400x200x12)
2 x (RHS 400x200x12)
3500
3700
TP
BW
CP
SP
BP
BP3
BP2
7500
30000
1
2
3
4
5

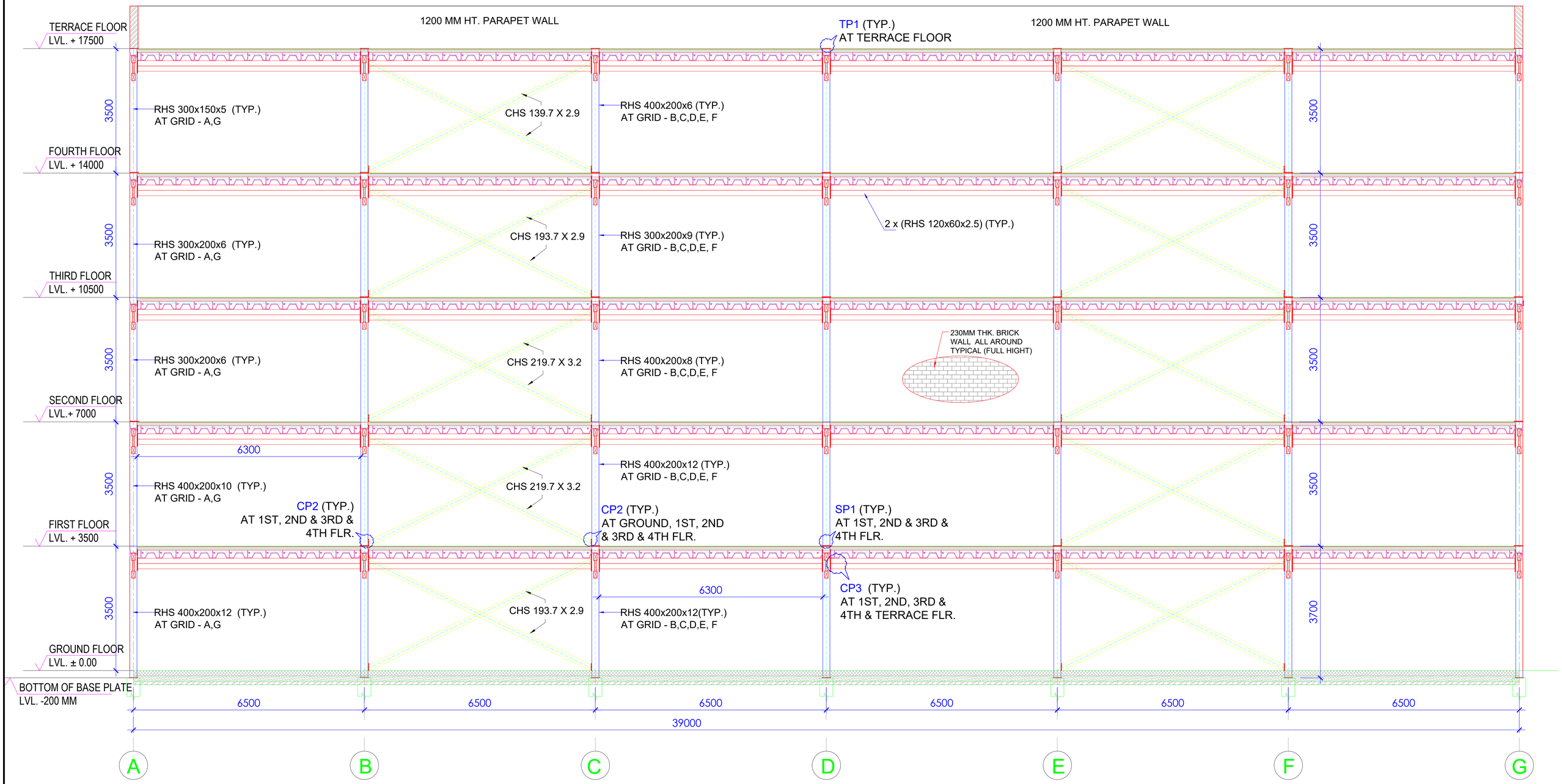
TERRACE FLOOR
LVL. + 17500
FOURTH FLOOR
LVL. + 14000
THIRD FLOOR
LVL. + 10500
SECOND FLOOR
LVL.+ 7000
FIRST FLOOR
LVL. + 3500
GROUND FLOOR
LVL. ± 0.00
BOTTOM OF BASE PLATE
LVL. -200 MM
1200 MM HT. PARAPET WALL
TP1 (TYP.)
AT TERRACE FLOOR
1200 MM HT. PARAPET WALL
RHS 300x150x5 (TYP.)
AT GRID - A,G
CHS 139.7 X 2.9
RHS 400x200x6 (TYP.)
AT GRID - B,C,D,E, F
RHS 300x200x6 (TYP.)
AT GRID - A,G
CHS 193.7 X 2.9
RHS 300x200x9 (TYP.)
AT GRID - B,C,D,E, F
2 x (RHS 120x60x2.5) (TYP.)
RHS 300x200x6 (TYP.)
AT GRID - A,G
CHS 219.7 X 3.2
RHS 400x200x8 (TYP.)
AT GRID - B,C,D,E, F
230MM THK. BRICK
WALL ALL AROUND
TYPICAL (FULL HIGHT)
6300
RHS 400x200x12 (TYP.)
AT GRID - B,C,D,E, F
RHS 400x200x10 (TYP.)
AT GRID - A,G
CHS 219.7 X 3.2
CP2 (TYP.)
AT 1ST, 2ND & 3RD &
4TH FLR.
CP2 (TYP.)
AT GROUND, 1ST, 2ND
& 3RD & 4TH FLR.
SP1 (TYP.)
AT 1ST, 2ND & 3RD &
4TH FLR.
6300
CP3 (TYP.)
AT 1ST, 2ND, 3RD &
4TH & TERRACE FLR.
RHS 400x200x12 (TYP.)
AT GRID - A,G
CHS 193.7 X 2.9
RHS 400x200x12(TYP.)
AT GRID - B,C,D,E, F
3500
3500
3500
3500
3500
3500
3500
3500
3700
6500
6500
6500
6500
6500
6500
39000
A
B
C
D
E
F
G

SECTION- YY'


TERRACE FLOOR
LVL. + 17500
FOURTH FLOOR
LVL. + 14000
THIRD FLOOR
LVL. + 10500
SECOND FLOOR
LVL.+ 7000
FIRST FLOOR
LVL. + 3500
GROUND FLOOR
LVL. ± 0.00
BOTTOM OF BASE PLATE
LVL. -200 MM
1200 MM HT. PARAPET WALL
1200 MM HT. PARAPET WALL
RHS 200x100x2.9 (TYP.)
RHS 150x75x3.6 (TYP.)
RHS 200x100x3.6
RHS 200x100x3.6
RHS 150x100x3.6 (TYP.)
RHS 150x75x2.9 (TYP.)
RHS 130x65x2.9 (TYP.)
RHS 200x100x3.6 (TYP.)
RHS 200x100x2.9 (TYP.)
RHS 200x100x4 (TYP.)
RHS 250x150x5
RHS 250x150x5
RHS 200x100x5 (TYP.)
RHS 250x150x9
RHS 250x150x9
RHS 200x100x3.2 (TYP.)
RHS 300x200x9
RHS 300x200x9
RHS 200x100x3.2 (TYP.)
RHS 150x100x3.2 (TYP.)
RHS 150x75x2.5 (TYP.)
RHS 150x100x4 (TYP.)
RHS 96x48x2.5 (TYP.)
RHS 150x100x3.6 (TYP.)
RHS 300x200x12
RHS 300x200x12
230MM THK. BRICK WALL ALL AROUND TYPICAL (FULL HIGHT)
CHS 139.7 X 2.9
CHS 193.7 X 2.9
CHS 219.7 X 3.2
CHS 193.7 X 2.9
CHS 139.7 X 2.9
300x150x5
300x200x6
400x200x6
400x200x10
400x200x12
TP1
CP2
BW
SP1
CP1
BP2
Eq
3500
3700
1526
4200
5400
926
500
7300
325 (typ)
7500
30000
1
2
3
4
5

SECTION - ZZ'



TYPICAL FLOOR PLAN

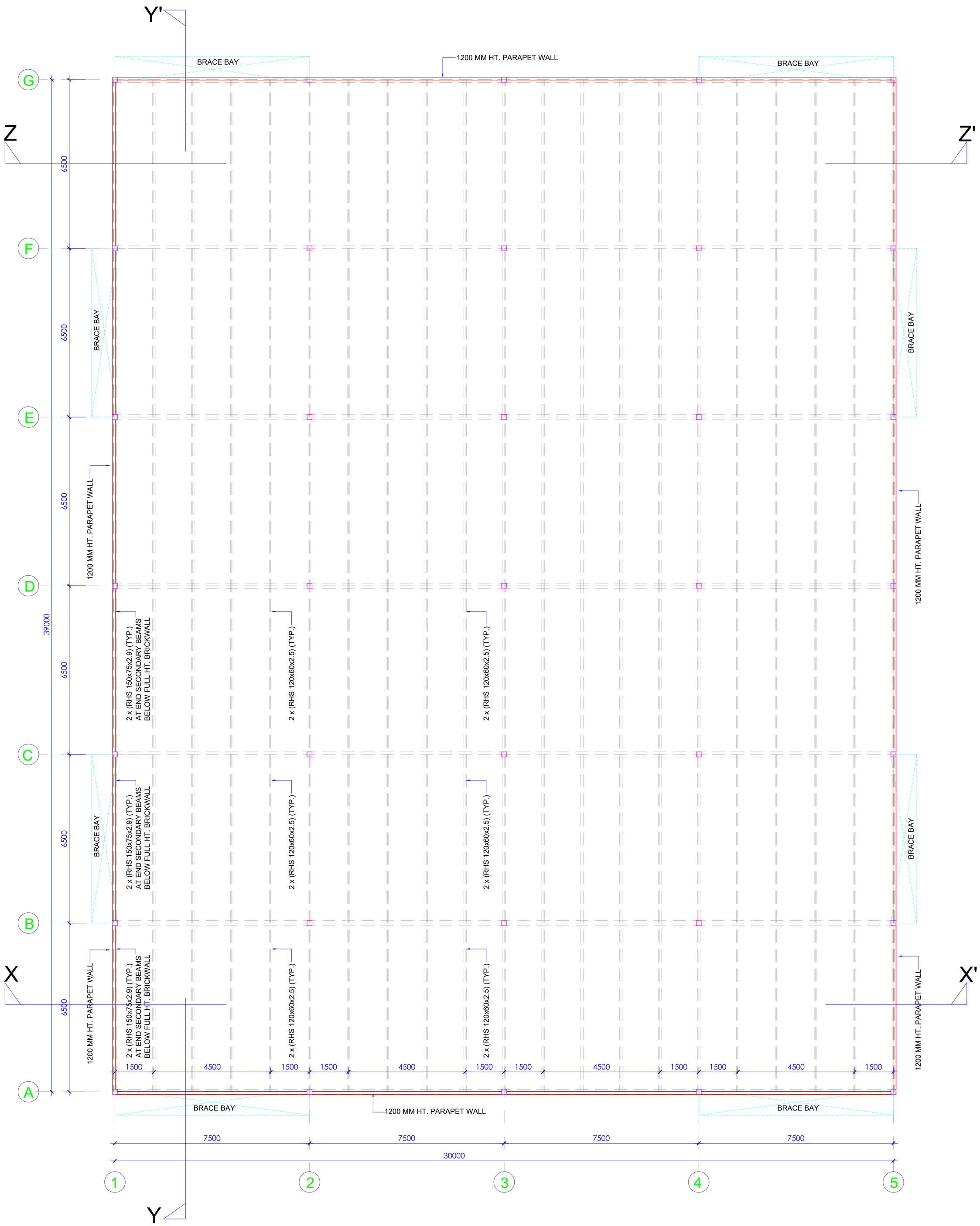

CE FLOOR PLAN

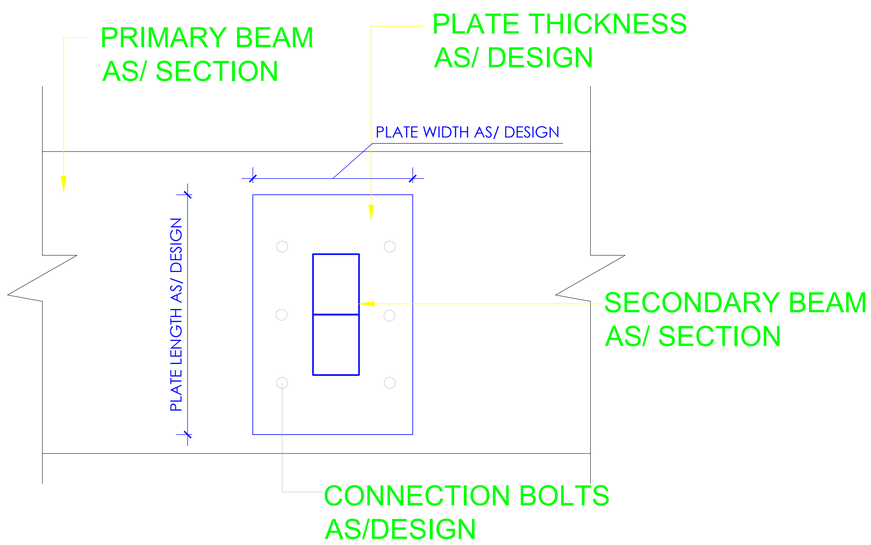
PRIMARY BEAM
AS/ SECTION
PLATE THICKNESS
AS/ DESIGN
PLATE WIDTH AS/ DESIGN
PLATE LENGTH AS/ DESIGN
SECONDARY BEAM
AS/ SECTION
CONNECTION BOLTS
AS/DESIGN

DETAIL-A (TYP.)

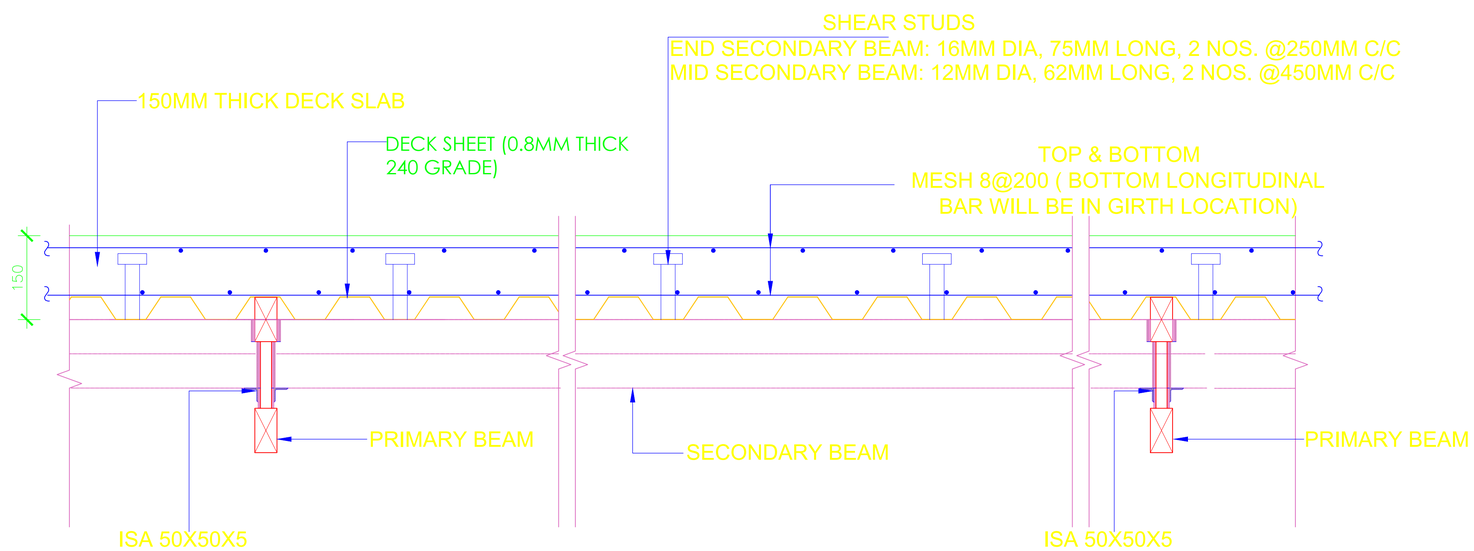
SHEAR STUDS
END SECONDARY BEAM: 16MM DIA, 75MM LONG, 2 NOS. @250MM C/C
MID SECONDARY BEAM: 12MM DIA, 62MM LONG, 2 NOS. @450MM C/C
150MM THICK DECK SLAB
DECK SHEET (0.8MM THICK
240 GRADE)
TOP & BOTTOM
MESH 8@200 (BOTTOM LONGITUDINAL
BAR WILL BE IN GIRTH LOCATION)
150
PRIMARY BEAM
SECONDARY BEAM
PRIMARY BEAM
ISA 50X50X5
ISA 50X50X5