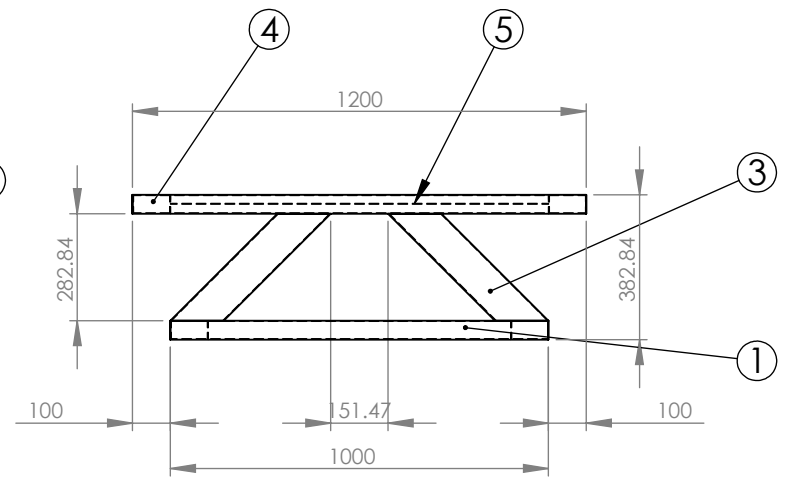
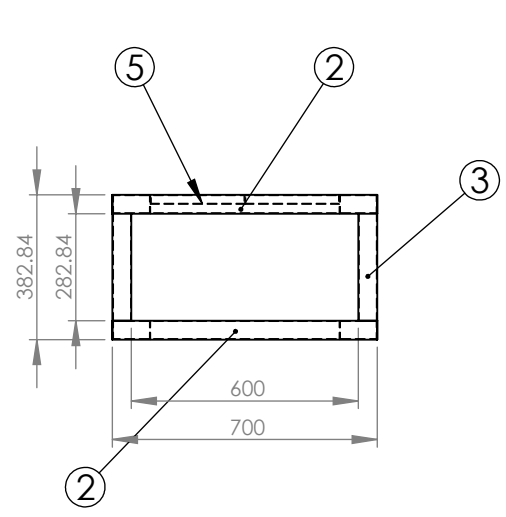
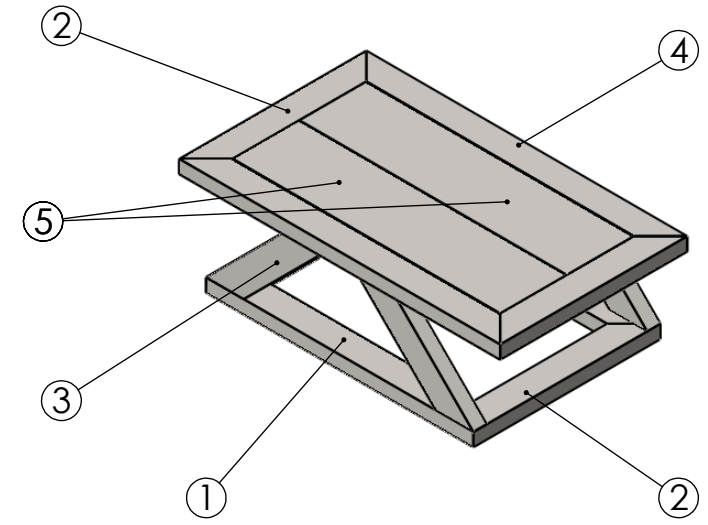
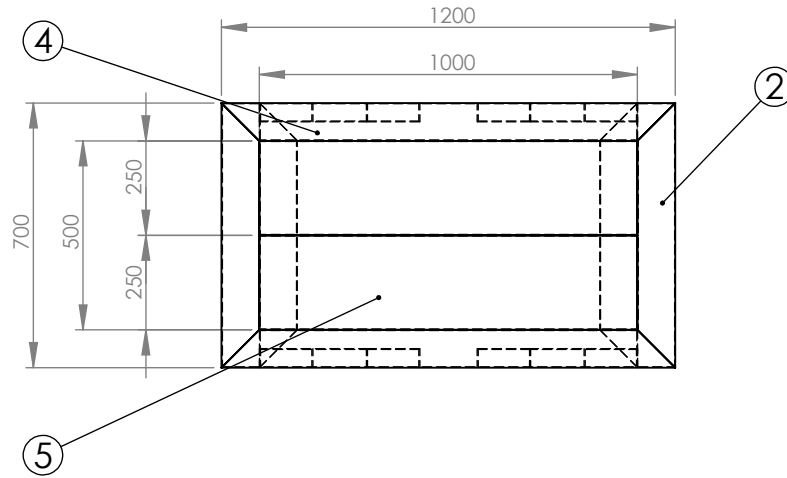
			DO NOT SCALE DRAWING		REVISION
			TITLE:		
	NAME	SIGNATURE	DATE	DWG NO. CENTER TABLE 7	
DRAWN					
CHK'D					
APPVD				SCALE:1:20	SHEET 1 OF 3
					A4



NOTE :-

- ALL VERTICAL AND HORIZONTAL SUPPORTS ARE PERFECTLY 90°.
- ∇∇ SURFACE FINISH, MEDIUM TO SMOOTH IS USED.
- ALL TUBES ARE AS PER APL APOLLO STANDARD.
- FINE WELDING IS REQUIRED AS PER MENTION DETAILS AND FINISHING.
- JOINTS ARE WELD TOGETHER BY THE HIGH ACCURACY MIG WELDING.
- ALL DIMENSIONS ARE IN MM.
- HIGHER CURRENT WELDING MAY EFFECT THE BRITTLINESS OF MATERIAL WHICH MAY RAISE TO WEAKENING OF STRUCTURE.

ITEM NO.	PART NUMBER	DESCRIPTION	QTY.	Unit
1	100X50X2.0X1000	RHS	2	2000
2	100X50X2.0X700	RHS	4	2800
3	100X50X2.0X500	RHS	4	2000
4	100X50X2.0X1151.47	RHS	2	2302.94
5	PLANK 250X25X2.0X1000	PLANK	2	2000

DO NOT SCALE DRAWING

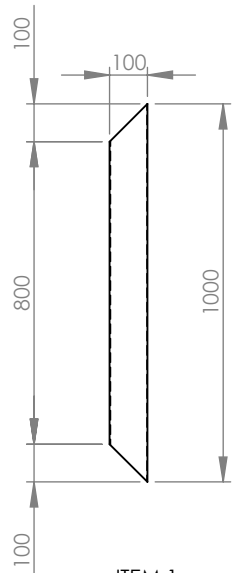
REVISION

NAME	SIGNATURE	DATE	TITLE:
			<p>DWG NO. CENTER TABLE 7</p>
DRAWN			
CHK'D			
APPVD			

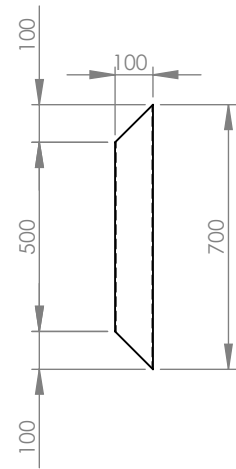
SCALE:1:20

SHEET 2 OF 3

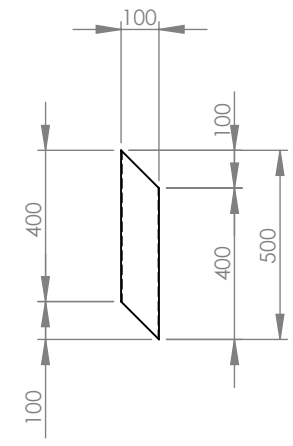
A4



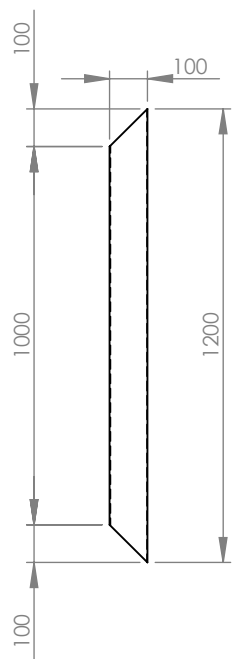
ITEM 1
RHS 100X50X2.0X1000



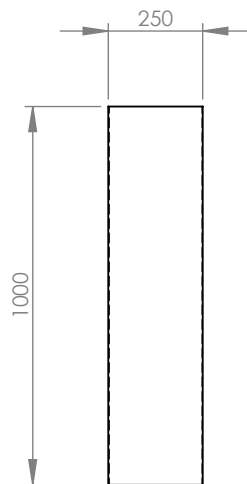
ITEM 2
RHS 100X50X2.0X700



ITEM 3
RHS 100X50X2.0X500



ITEM 4
RHS 100X50X2.0X1200



ITEM 5
PLANK 250X25X2.0X1000



DO NOT SCALE DRAWING			REVISION
TITLE: PART DRAWINGS			
DWG NO. CENTER TABLE 7			
SCALE: 1:20			SHEET 3 OF 3

	NAME	SIGNATURE	DATE
DRAWN			
CHK'D			
APPVD			