			DO NOT SCALE DRAWING		REVISION
			TITLE:		
	NAME	SIGNATURE	DATE	DWG NO. <b>CENTER TABLE 8</b>	
DRAWN					
CHK'D					
APPVD				SCALE:1:20	SHEET 1 OF 3

A

B

C

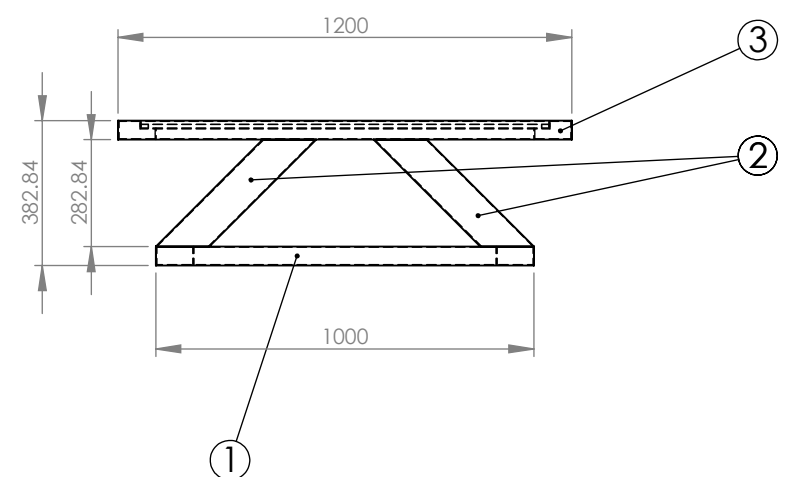
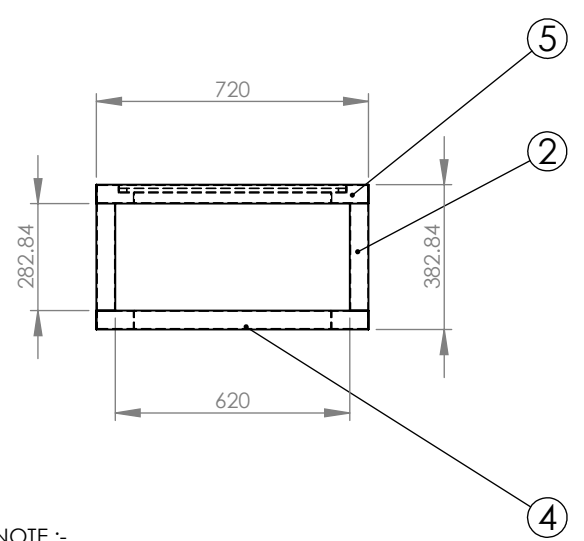
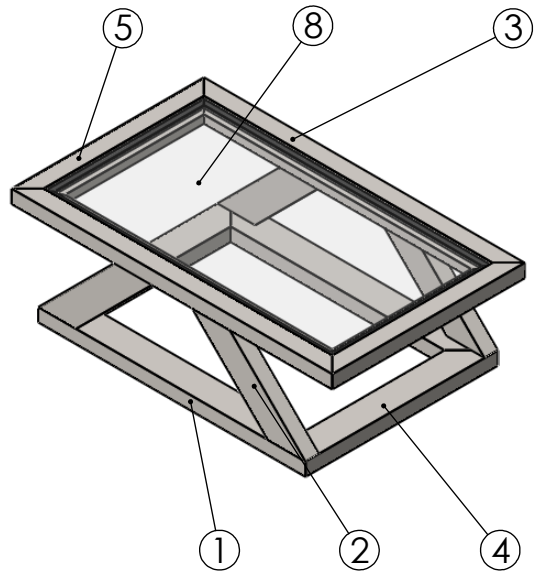
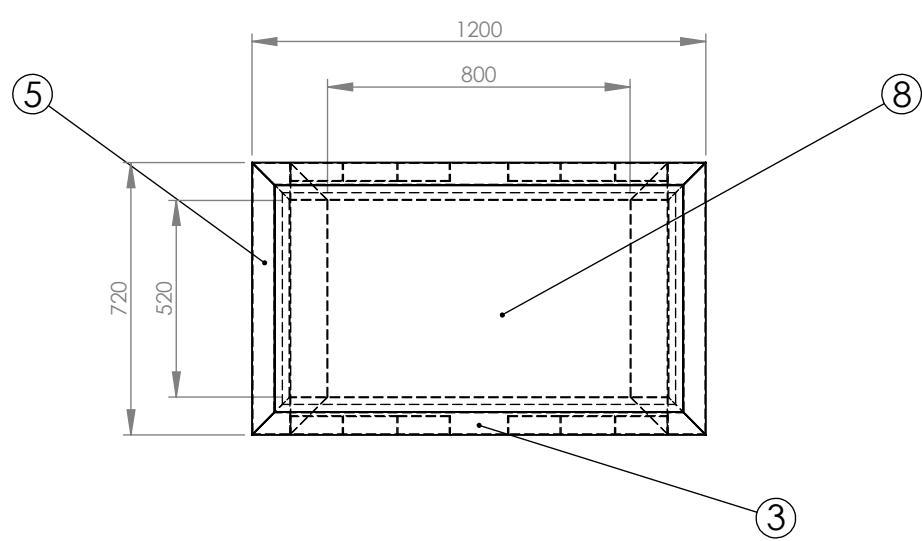
D

A

B

C

D



- NOTE :-
- ALL VERTICAL AND HORIZONTAL SUPPORTS ARE PERFECTLY 90°.
  - ∇7 SURFACE FINISH, MEDIUM TO SMOOTH IS USED.
  - ALL TUBES ARE AS PER APL APOLLO STANDARD.
  - FINE WELDING IS REQUIRED AS PER MENTION DETAILS AND FINISHING.
  - JOINTS ARE WELD TOGETHER BY THE HIGH ACCURACY MIG WELDING.
  - ALL DIMENSIONS ARE IN MM.
  - HIGHER CURRENT WELDING MAY EFFECT THE BRITTLENESS OF MATERIAL WHICH MAY RAISE TO WEAKENING OF STRUCTURE.

ITEM NO.	PART NUMBER	DESCRIPTION	QTY.	Unit
1	100X50X2.0X1000	RHS	2	2000
2	100X50X2.0X500	RHS	4	2000
3	SDF 100X50X2.0X1200	SDF	2	2400
4	100X50X2.0X720	RHS	2	2800
5	SDF 100X50X2.0X720	SDF	2	1440
6	RUBBER 1080X20X10	RUBBER	2	
7	RUBBER 600X20X10	RUBBER	2	
8	TOUGHENED GLASS 1080X600X10	GLASS	1	

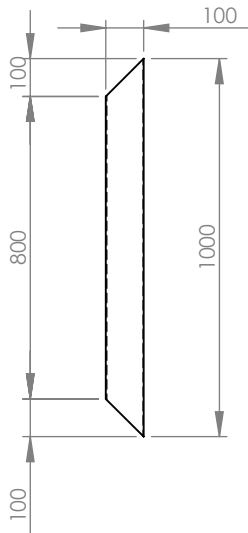


	NAME	SIGNATURE	DATE
DRAWN			
CHK'D			
APPV'D			

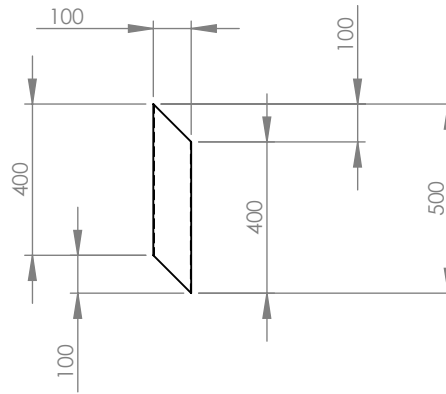
DO NOT SCALE DRAWING REVISION

TITLE:

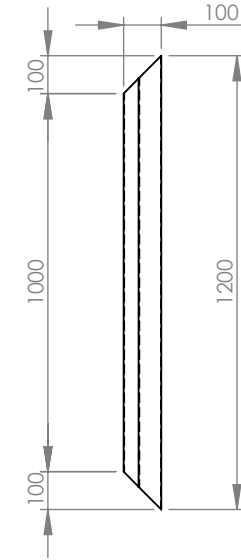
DWG NO. CENTER TABLE 8



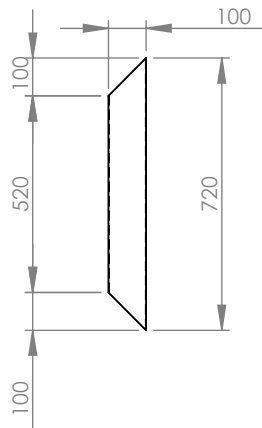
ITEM 1  
RHS 100X50X2.0X1000



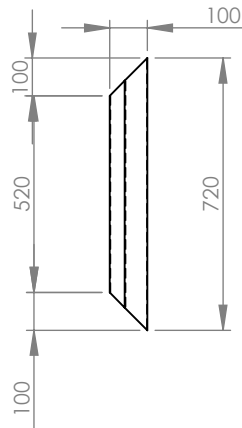
ITEM 2  
RHS 100X50X2.0X500



ITEM 3  
SDF 100X50X2.0X1200



ITEM 4  
RHS 100X50X2.0X720



ITEM 5  
SDF 100X50X2.0X720



DO NOT SCALE DRAWING

REVISION

TITLE:

PART DRAWINGS

	NAME	SIGNATURE	DATE
DRAWN			
CHK'D			
APPVD			

DWG NO.

CENTER TABLE 8

SCALE:1:20

SHEET 3 OF 3

A4